



District 2 Public Health

Zachary Taylor, M.D., M.S., Health Director

1280 Athens Street • Gainesville, Georgia 30507

PH: 770-535-5743 • FAX: 770-535-5958 • www.phdistrict2.org

Banks, Dawson, Forsyth, Franklin, Habersham, Hall, Hart, Lumpkin, Rabun, Stephens, Towns, Union and White Counties

Date: July 11, 2022

District 2 Epidemiology Department

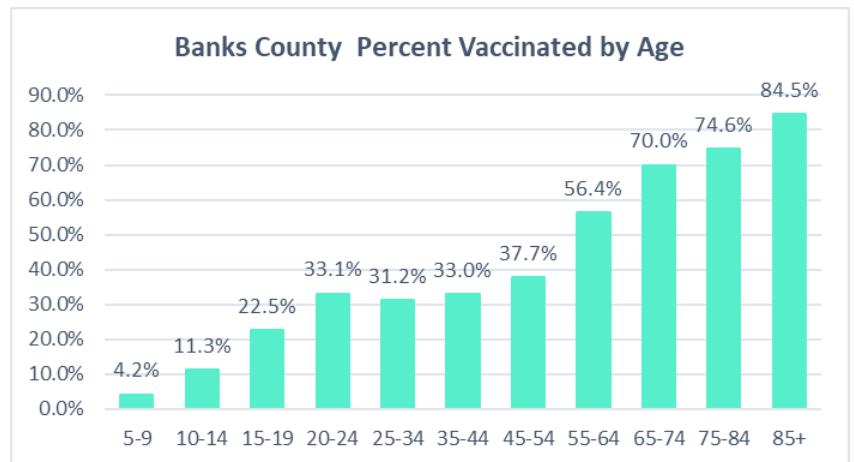
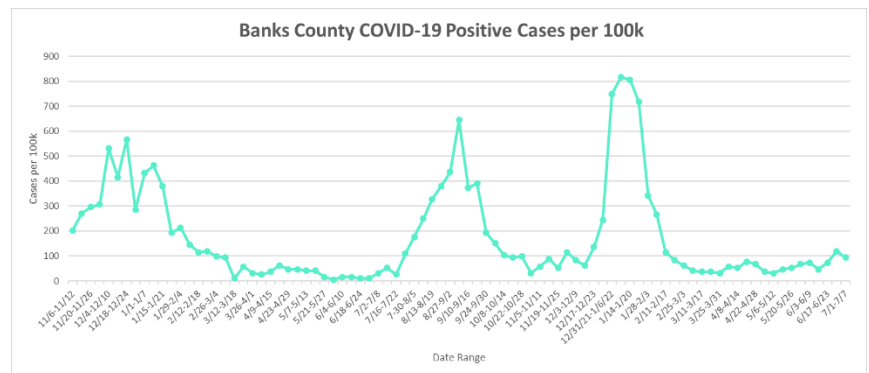
Marie Brown, MPH

Notifiable Disease Coordinator/ Epi lead

marie.brown@dph.ga.gov • PH: 770-519-7661

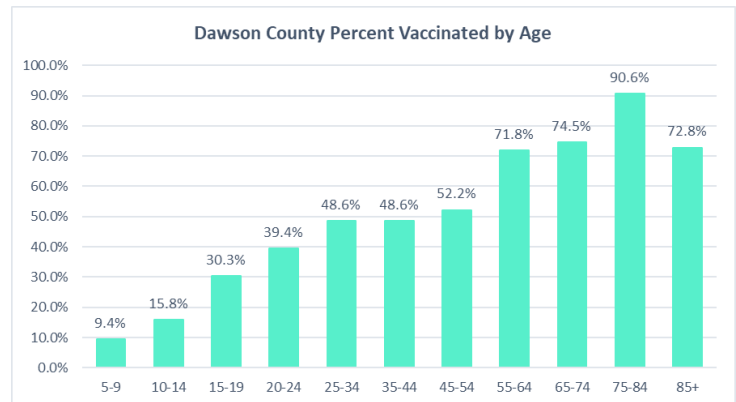
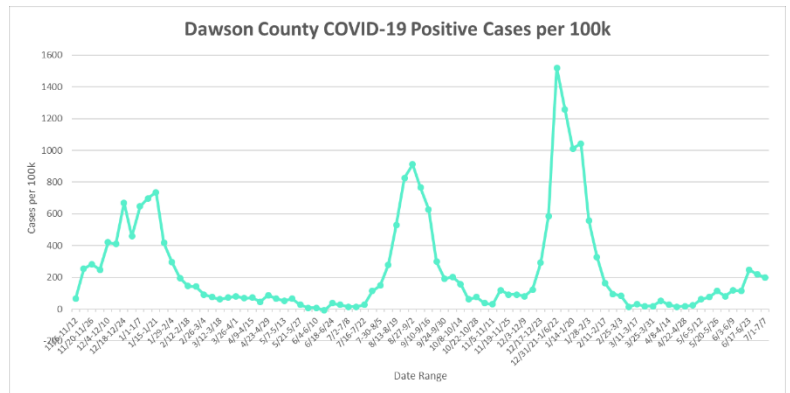
Banks County

COVID-19 Cases	
Community level Transmissibility	Low
Total Positive Cases	3,528
14 Day Case Rate (per 100K)	155
Percent Positive over last 2 weeks	28.0%
Total Hospitalizations	355
Total Deaths	89
COVID-19 Vaccine	
Vaccines Administered	15,876
Vaccines Administered per 100K	84,862
One Dose:	7,001 (37% residents)
Fully Vaccinated:	6,345 (34% residents)



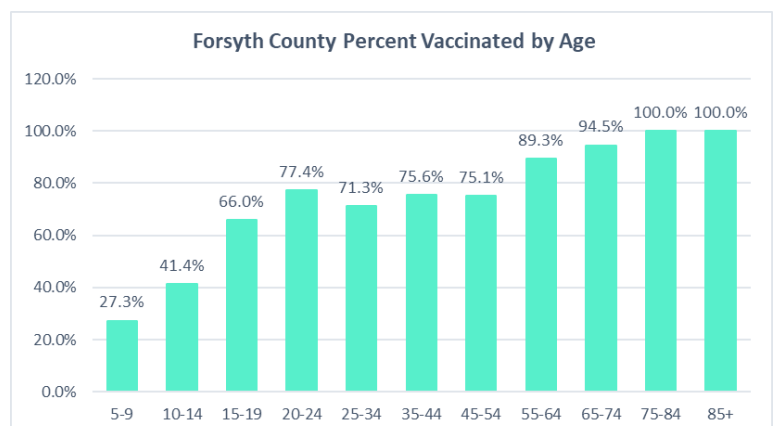
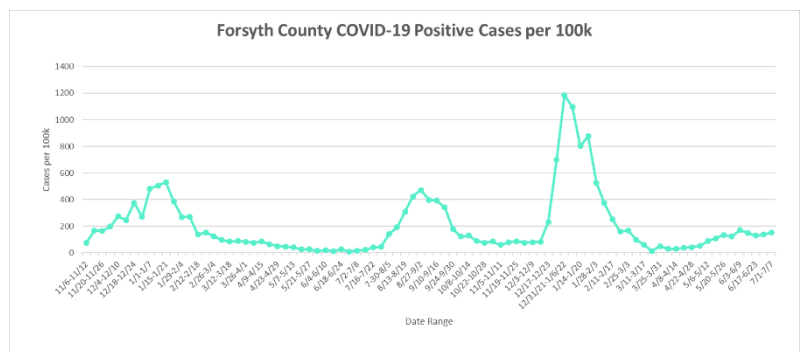
Dawson County

COVID-19 Cases	
Community level Transmissibility	Medium
Total Positive Cases	6,488
14 Day Case Rate (per 100K)	455
Percent Positive over last 2 weeks	28.6%
Total Hospitalizations	407
Total Deaths	97
COVID-19 Vaccine	
Vaccines Administered	28,906
Vaccines Administered per 100K	117,810
One Dose:	12,326 (50% residents)
Fully Vaccinated:	11,318 (46% residents)



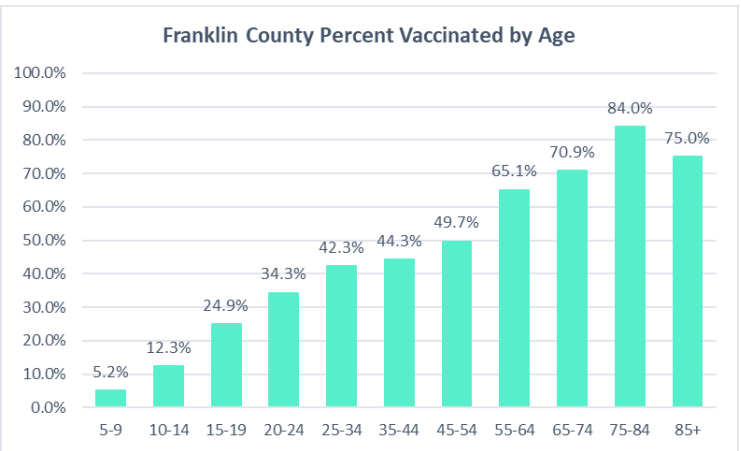
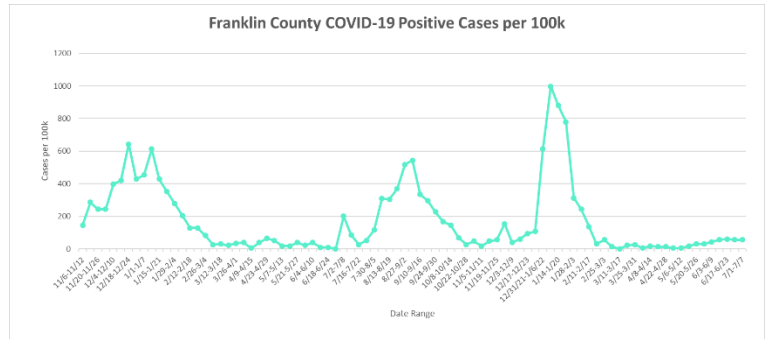
Forsyth County

COVID-19 Cases	
Community level Transmissibility	Low
Total Positive Cases	47,440
14 Day Case Rate (per 100K)	280
Percent Positive over last 2 weeks	22.4%
Total Hospitalizations	1,601
Total Deaths	389
COVID-19 Vaccine	
Vaccines Administered	373,029
Vaccines Administered per 100K	163,334
One Dose:	154,057 (67% residents)
Fully Vaccinated:	142,265 (62% residents)



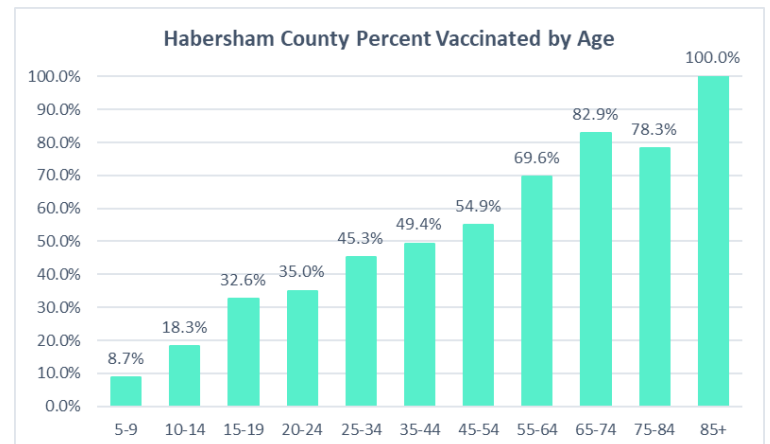
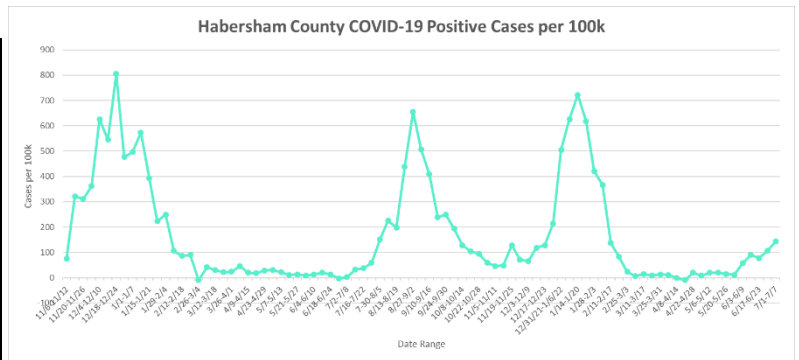
Franklin County

COVID-19 Cases	
Community level Transmissibility	Medium
Total Positive Cases	4,472
14 Day Case Rate (per 100K)	107
Percent Positive over last 2 weeks	22.7%
Total Hospitalizations	278
Total Deaths	80
COVID-19 Vaccine	
Vaccines Administered	23,074
Vaccines Administered per 100K	101,352
One Dose:	10,152 (45% residents)
Fully Vaccinated:	9,198 (40% residents)



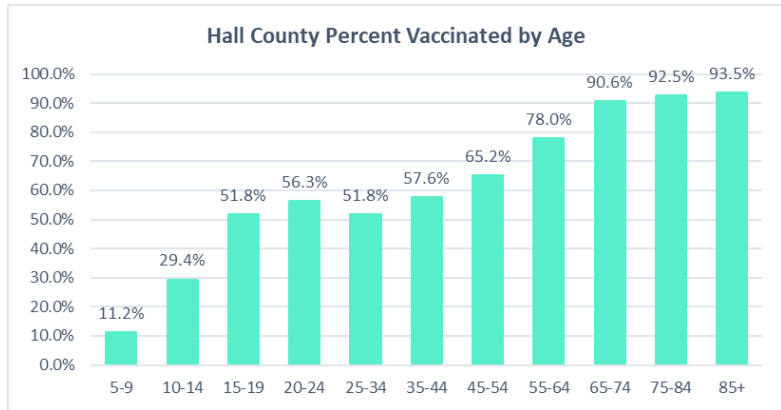
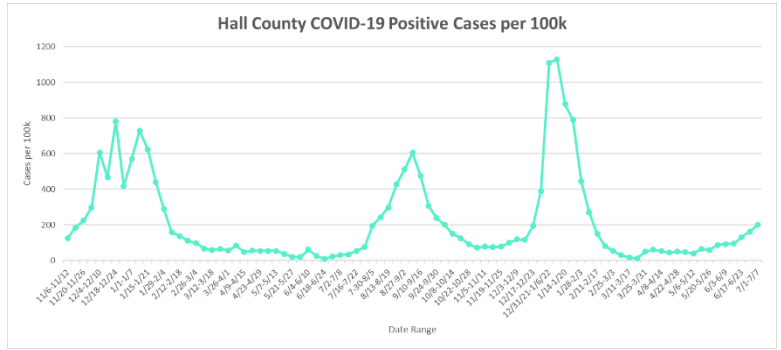
Habersham County

COVID-19 Cases	
Community level Transmissibility	Low
Total Positive Cases	8,648
14 Day Case Rate (per 100K)	262
Percent Positive over last 2 weeks	26.9%
Total Hospitalizations	735
Total Deaths	242
COVID-19 Vaccine	
Vaccines Administered	50,019
Vaccines Administered per 100K	112,084
One Dose:	21,899 (49% residents)
Fully Vaccinated:	20,008 (45% residents)



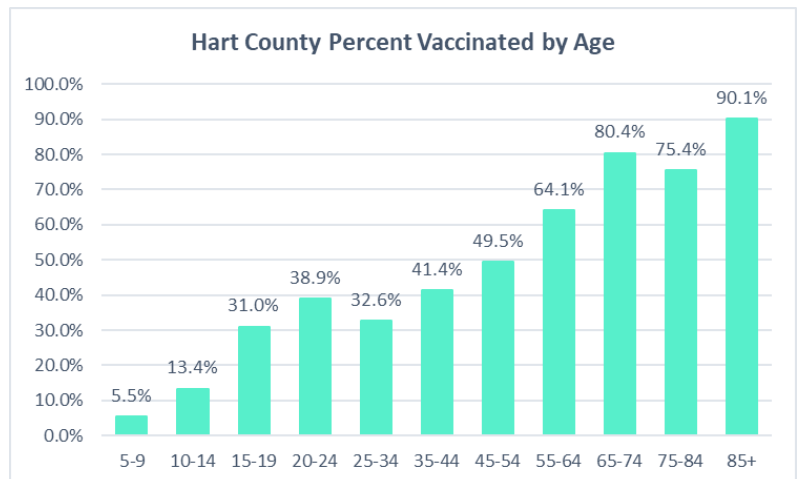
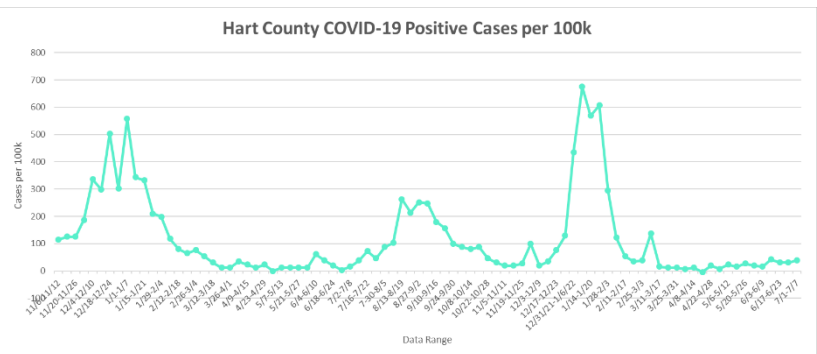
Hall County

COVID-19 Cases	
Community level Transmissibility	Medium
Total Positive Cases	49,104
14 Day Case Rate (per 100K)	346
Percent Positive over last 2 weeks	31.3%
Total Hospitalizations	3,637
Total Deaths	807
COVID-19 Vaccine	
Vaccines Administered	254,350
Vaccines Administered per 100K	128,028
One Dose:	110,352 (56% residents)
Fully Vaccinated:	100,561 (51% residents)



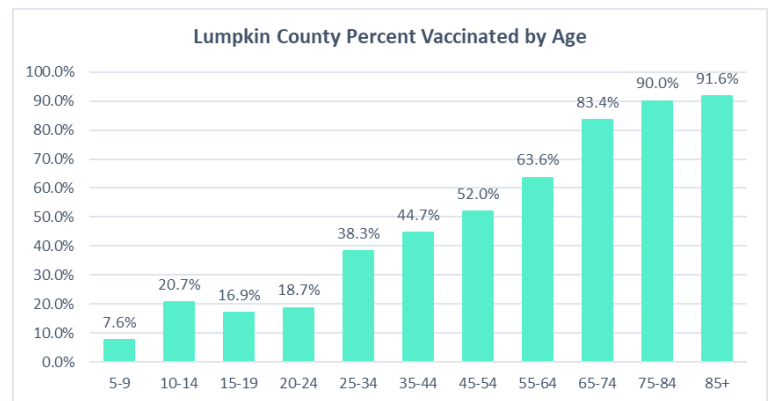
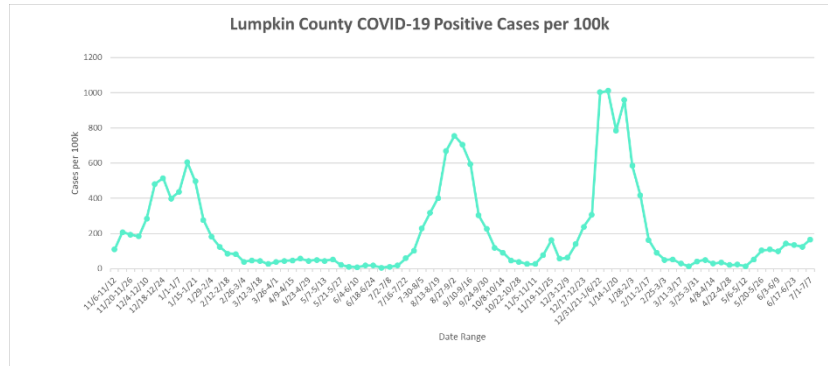
Hart County

COVID-19 Cases	
Community level Transmissibility	Medium
Total Positive Cases	3,277
14 Day Case Rate (per 100K)	77
Percent Positive over last 2 weeks	12.7%
Total Hospitalizations	216
Total Deaths	65
COVID-19 Vaccine	
Vaccines Administered	27,871
Vaccines Administered per 100K	108,140
One Dose:	11,920 (46% residents)
Fully Vaccinated:	10,817 (42% residents)



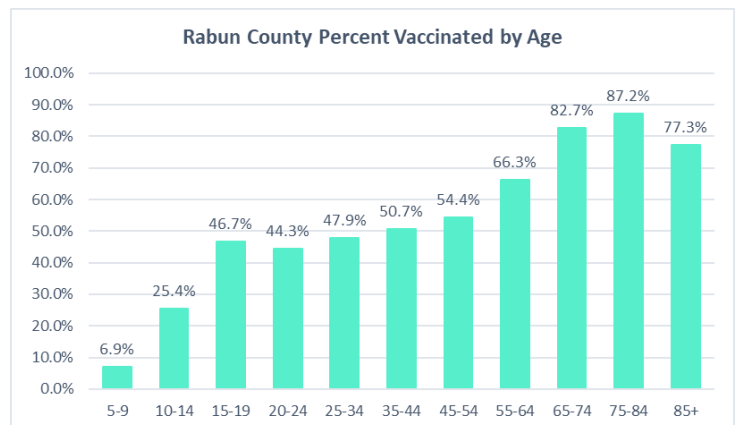
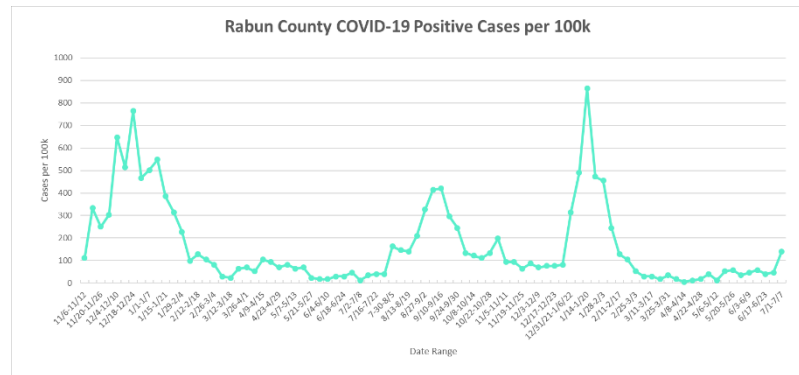
Lumpkin County

COVID-19 Cases	
Community level Transmissibility	Low
Total Positive Cases	6,926
14 Day Case Rate (per 100K)	287
Percent Positive over last 2 weeks	25.5%
Total Hospitalizations	500
Total Deaths	112
COVID-19 Vaccine	
Vaccines Administered	33,463
Vaccines Administered per 100K	103,274
One Dose:	13,986 (43% residents)
Fully Vaccinated:	12,764 (39% residents)



Rabun County

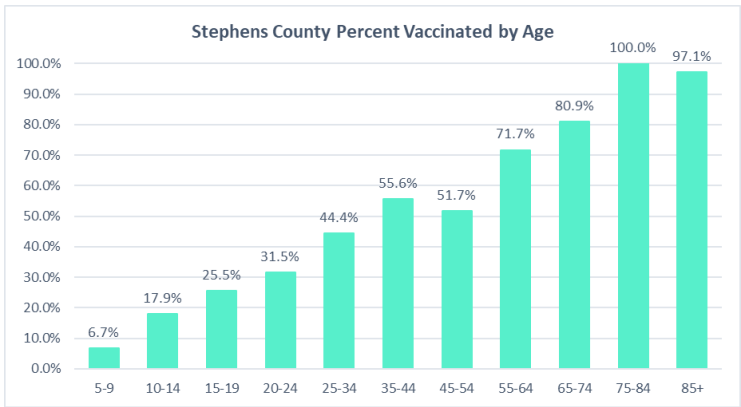
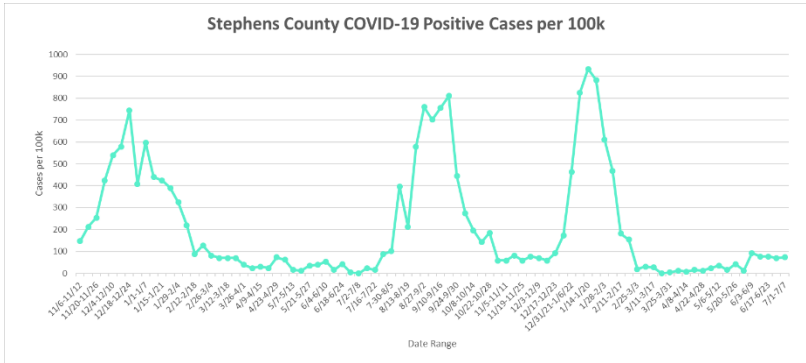
COVID-19 Cases	
Community level Transmissibility	Medium
Total Positive Cases	2,901
14 Day Case Rate (per 100K)	165
Percent Positive over last 2 weeks	26.6%
Total Hospitalizations	266
Total Deaths	83
COVID-19 Vaccine	
Vaccines Administered	23,025
Vaccines Administered per 100K	138,329
One Dose:	9,384 (56% residents)



Fully Vaccinated:	8,551 (51% residents)
-------------------	--------------------------

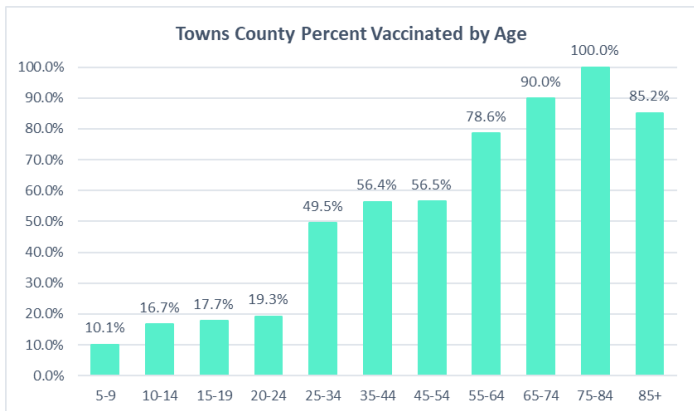
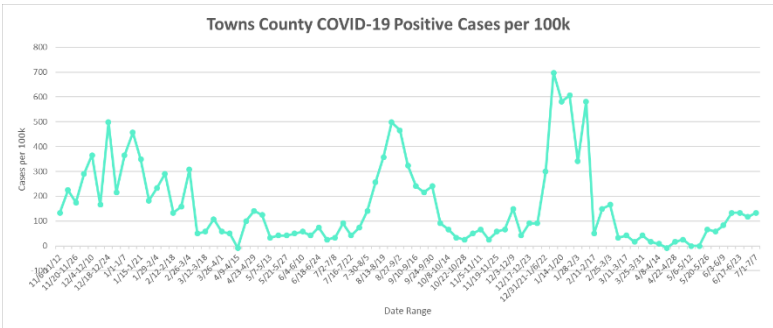
Stephens County

COVID-19 Cases	
Community level Transmissibility	Medium
Total Positive Cases	6,039
14 Day Case Rate (per 100K)	137
Percent Positive over last 2 weeks	18.3%
Total Hospitalizations	402
Total Deaths	136
COVID-19 Vaccine	
Vaccines Administered	30,387
Vaccines Administered per 100K	118,007
One Dose:	12,869 (50% residents)
Fully Vaccinated:	11,761 (46% residents)



Towns County

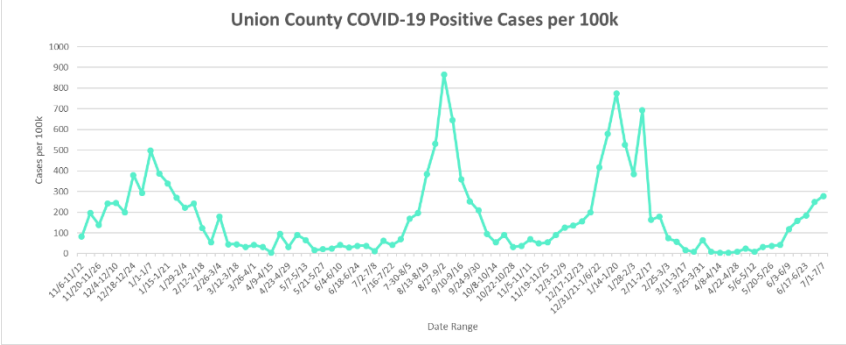
COVID-19 Cases	
Community level Transmissibility	Low
Total Positive Cases	2,138
14 Day Case Rate (per 100K)	266
Percent Positive over last 2 weeks	15.0%
Total Hospitalizations	217
Total Deaths	89
COVID-19 Vaccine	
Vaccines Administered	17,536
Vaccines Administered per 100K	150,951



One Dose:	7,059 (61% residents)
Fully Vaccinated:	6,483 (56% residents)

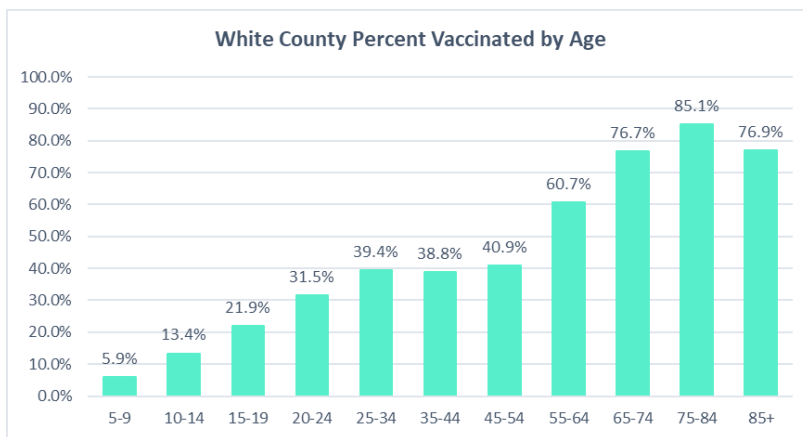
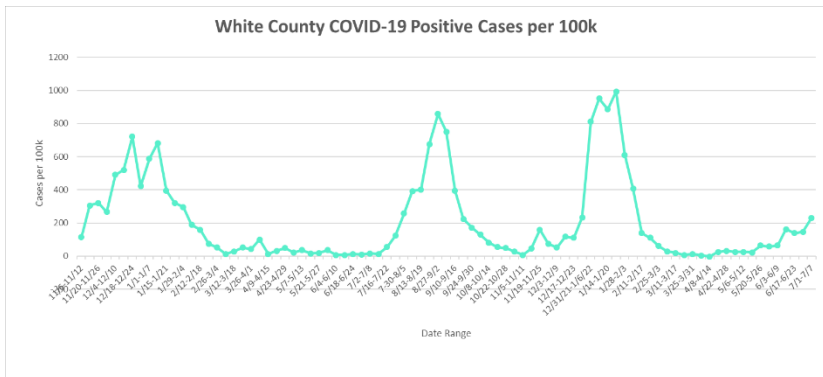
Union County

COVID-19 Cases	
Community level Transmissibility	Medium
Total Positive Cases	4,572
14 Day Case Rate (per 100K)	462
Percent Positive over last 2 weeks	13.0%
Total Hospitalizations	418
Total Deaths	142
COVID-19 Vaccine	
Vaccines Administered	33,032
Vaccines Administered per 100K	141,841
One Dose:	13,396 (58% residents)
Fully Vaccinated:	12,326 (53% residents)



White County

COVID-19 Cases	
Community level Transmissibility	Medium
Total Positive Cases	6,559
14 Day Case Rate (per 100K)	346
Percent Positive over last 2 weeks	32.3%
Total Hospitalizations	491
Total Deaths	146
COVID-19 Vaccine	
Vaccines Administered	31,739
Vaccines Administered per 100K	107,629
One Dose:	13,176 (45% residents)
Fully Vaccinated:	12,125 (41% residents)



EPI SUMMARY: Data source Georgia DPH and SendSS. Cases include all confirmed and probable cases. Population data source Oasis, 2019. Time frame as of 11/06/2020 to 7/6/2022. Vaccines introduced 12/19/2020 – decline noted in cases after vaccine implementation. Vaccine data includes number of vaccines administered in each county in District 2 and vaccines administered per 100,000 (of the total county population). Vaccine data also shows number of one dose received and percentage of residents as well as 2 doses received, and percentage of residents vaccinated.

*Graph above shows weekly changes in COVID cases. The case rate reported in the graph is approximately half of the 14-day case rate.

*Vaccine graph shows percentage of individuals vaccinated by age group.

COVID-19 Community Levels – Use the Highest Level that Applies to Your Community				
New COVID-19 Cases Per 100,000 people in the past 7 days	Indicators	Low	Medium	High
Fewer than 200	New COVID-19 admissions per 100,000 population (7-day total)	<10.0	10.0-19.9	≥20.0
	Percent of staffed inpatient beds occupied by COVID-19 patients (7-day average)	<10.0%	10.0-14.9%	≥15.0%
200 or more	New COVID-19 admissions per 100,000 population (7-day total)	NA	<10.0	≥10.0
	Percent of staffed inpatient beds occupied by COVID-19 patients (7-day average)	NA	<10.0%	≥10.0%

For more information regarding Community Levels, please visit <https://www.cdc.gov/coronavirus/2019-ncov/science/community-levels.html>

Georgia Flu Surveillance Update: Week 26 (Ending July 02, 2022)

As of Week 26, Georgia flu activity is minimal=2 (on the scale of 1-13). Activity levels are based on the percent of outpatient visits in Georgia due to Influenza-like illness during this timeframe.

For the corresponding week, the percentage of outpatient visits for Influenza-like Illness was 2.3%, the number of influenza-associated death was 0; the number of Metro Area Influenza Hospitalizations was unknown; and reported Influenza Outbreak was 0.

Getting the flu shot is the best thing you can do to protect yourself and others.

District 2 health departments have flu vaccines available. Please contact your local health department for information on how to get your Flu vaccine at http://phdistrict2.org/?page_id=597.

To learn more about how to protect yourself against flu, visit DPH website at <https://dph.georgia.gov/epidemiology/influenza/seasonal-flu-influenza> and CDC website at <https://www.cdc.gov/flu/>