



District 2 Public Health

Zachary Taylor, M.D., M.S., Health Director

1280 Athens Street • Gainesville, Georgia 30507

PH: 770-535-5743 • FAX: 770-535-5958 • www.phdistrict2.org

Banks, Dawson, Forsyth, Franklin, Habersham, Hall, Hart, Lumpkin, Rabun, Stephens, Towns, Union and White Counties

Date: March 07, 2022

District 2 Epidemiology Department

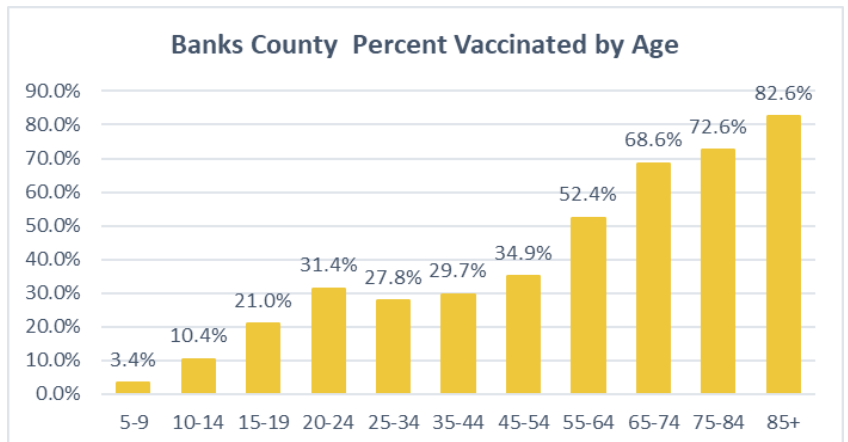
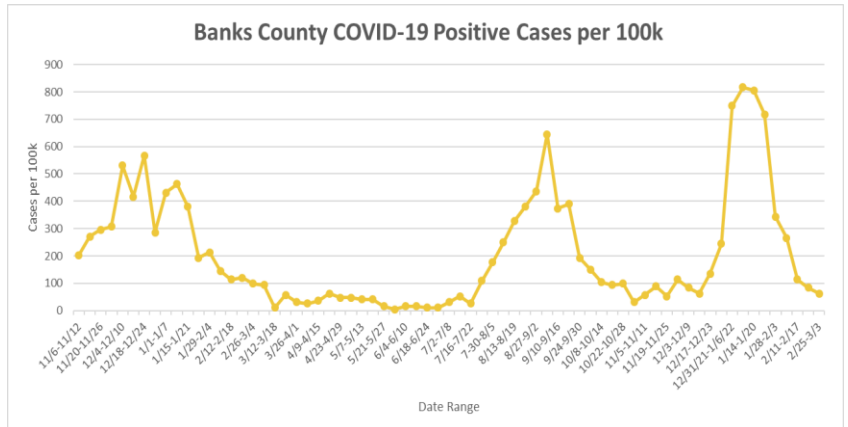
Marie Brown, MPH

Notifiable Disease Coordinator/ Epi lead

marie.brown@dph.ga.gov • PH: 770-519-7661

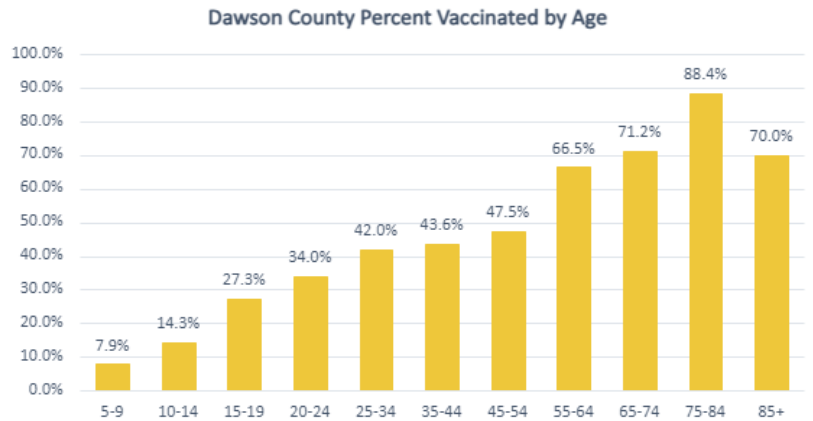
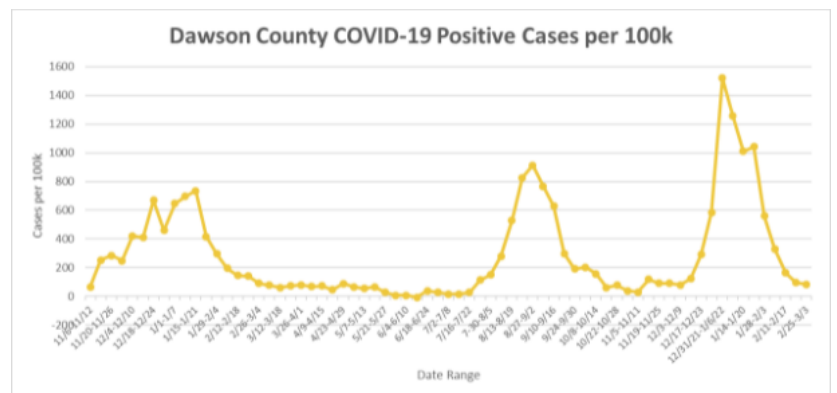
Banks County

COVID-19 Cases	
Community level Transmissibility	Medium
Total Positive Cases	3,338
14 Day Case Rate (per 100K)	95
Percent Positive over last 2 weeks	8.2%
Total Hospitalizations	326
Total Deaths	77
COVID-19 Vaccine	
Vaccines Administered	14,538
Vaccines Administered per 100K	77,710
One Dose:	6,564 (35% residents)
Fully Vaccinated:	5,993 (32% residents)



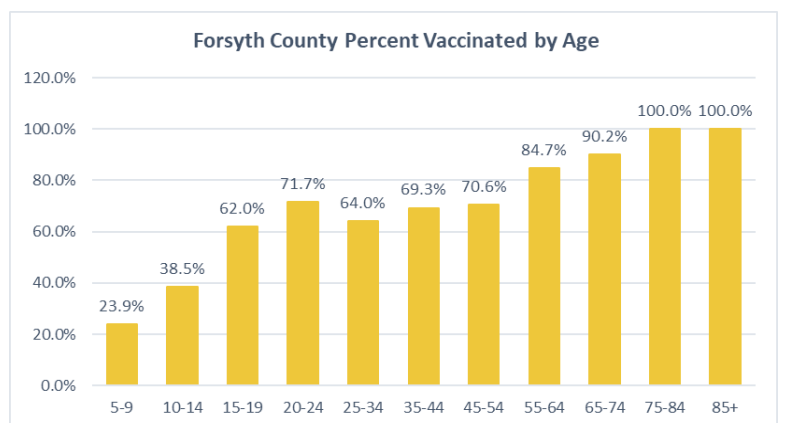
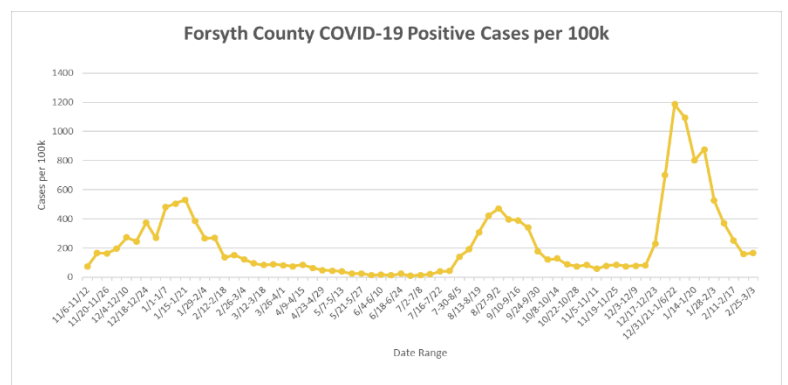
Dawson County

COVID-19 Cases	
Community level Transmissibility	Medium
Total Positive Cases	6,115
14 Day Case Rate (per 100K)	141
Percent Positive over last 2 weeks	5.5%
Total Hospitalizations	386
Total Deaths	93
COVID-19 Vaccine	
Vaccines Administered	25,732
Vaccines Administered per 100K	104,872
One Dose:	11,334 (46% residents)
Fully Vaccinated:	10,518 (43% residents)



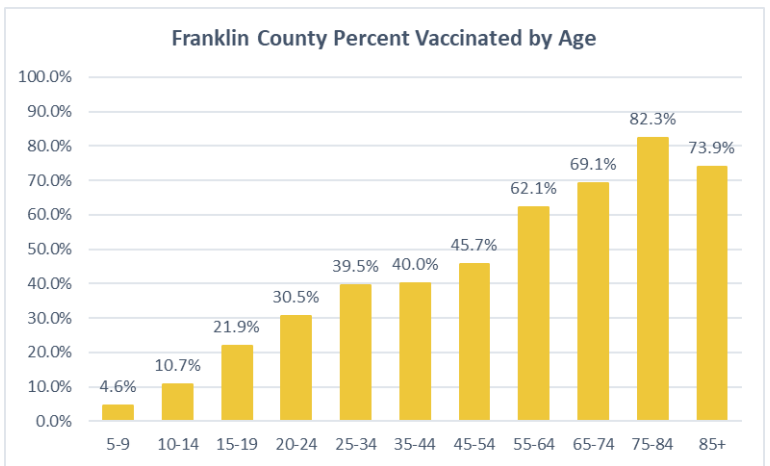
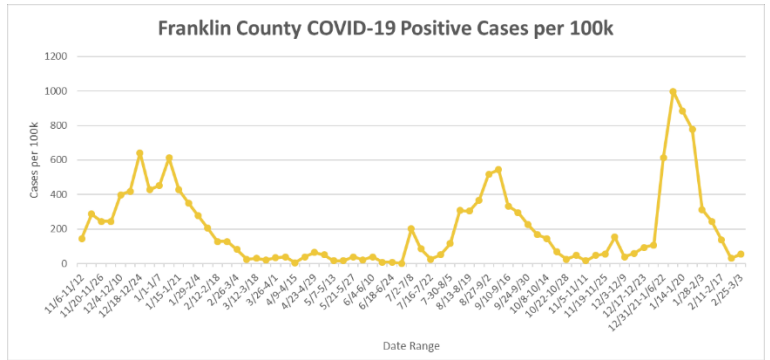
Forsyth County

COVID-19 Cases	
Community level Transmissibility	Low
Total Positive Cases	43,663
14 Day Case Rate (per 100K)	317
Percent Positive over last 2 weeks	6.0%
Total Hospitalizations	1,479
Total Deaths	347
COVID-19 Vaccine	
Vaccines Administered	337,376
Vaccines Administered per 100K	147,723
One Dose:	143,494 (63% residents)
Fully Vaccinated:	134,507 (59% residents)



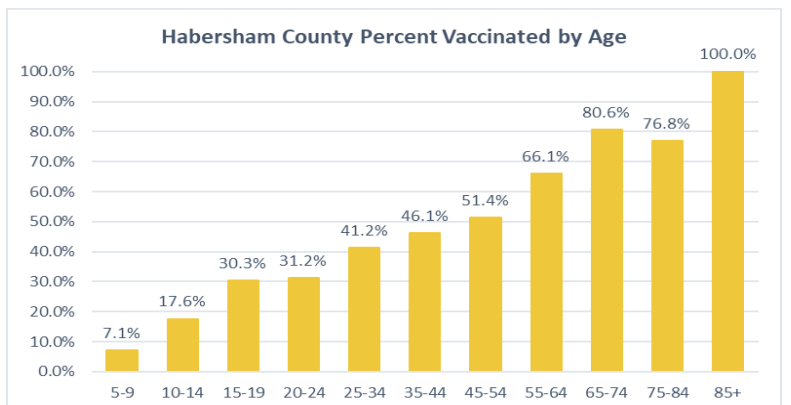
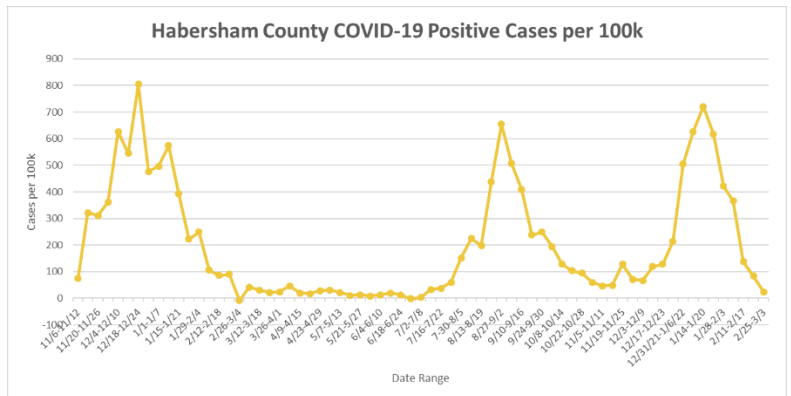
Franklin County

COVID-19 Cases	
Community level Transmissibility	Medium
Total Positive Cases	4,365
14 Day Case Rate (per 100K)	77
Percent Positive over last 2 weeks	8.4%
Total Hospitalizations	256
Total Deaths	75
COVID-19 Vaccine	
Vaccines Administered	21,242
Vaccines Administered per 100K	93,305
One Dose:	9,541 (42% residents)
Fully Vaccinated:	8,742 (38% residents)



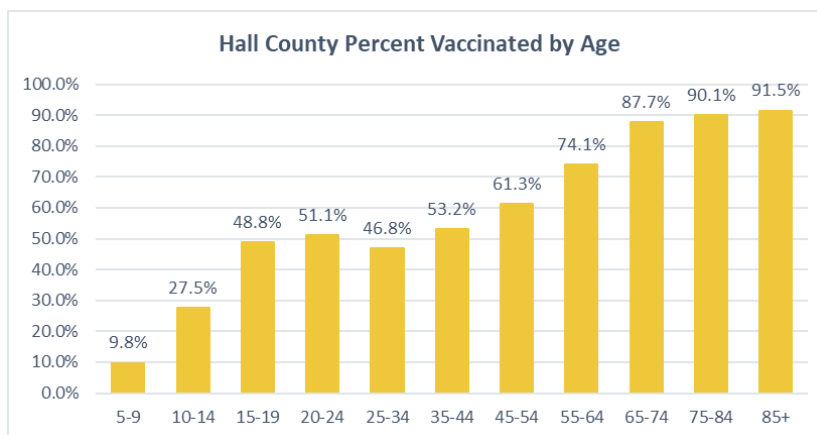
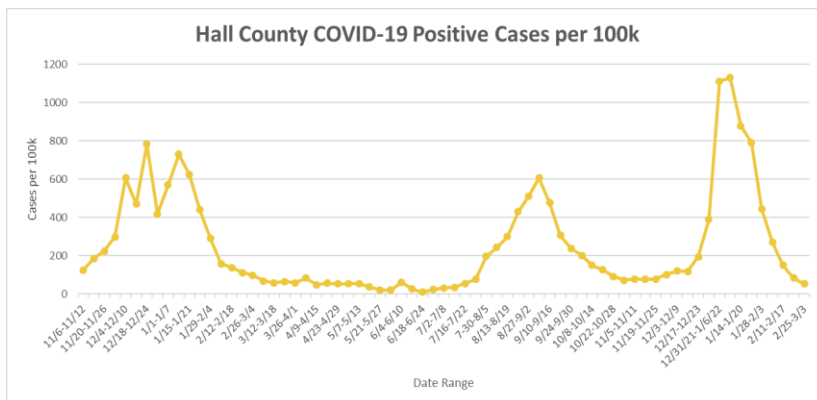
Habersham County

COVID-19 Cases	
Community level Transmissibility	Medium
Total Positive Cases	8,374
14 Day Case Rate (per 100K)	87
Percent Positive over last 2 weeks	7.4%
Total Hospitalizations	701
Total Deaths	231
COVID-19 Vaccine	
Vaccines Administered	46,007
Vaccines Administered per 100K	103,094
One Dose:	20,7001 (46% residents)
Fully Vaccinated:	19,038 (43% residents)



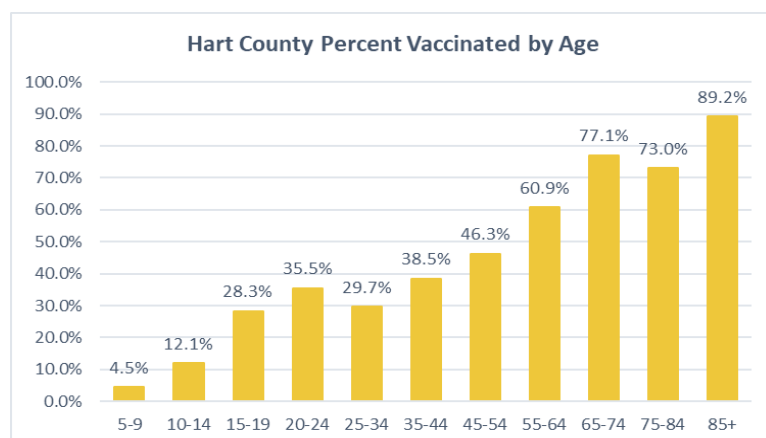
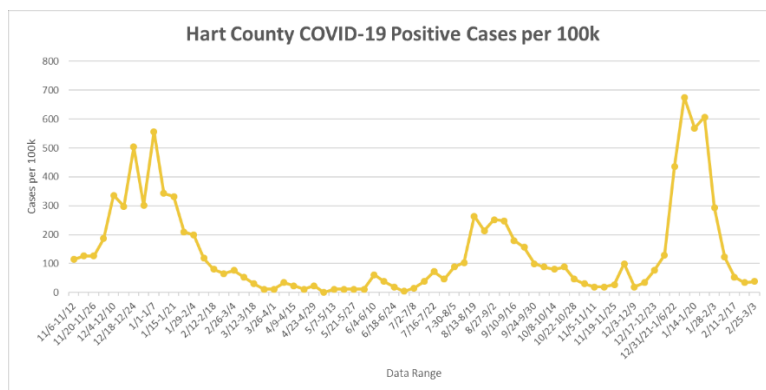
Hall County

COVID-19 Cases	
Community level Transmissibility	Medium
Total Positive Cases	46,492
14 Day Case Rate (per 100K)	114
Percent Positive over last 2 weeks	6.4%
Total Hospitalizations	3,464
Total Deaths	755
COVID-19 Vaccine	
Vaccines Administered	231,844
Vaccines Administered per 100K	116,699
One Dose:	103,626 (52% residents)
Fully Vaccinated:	95,363 (48% residents)



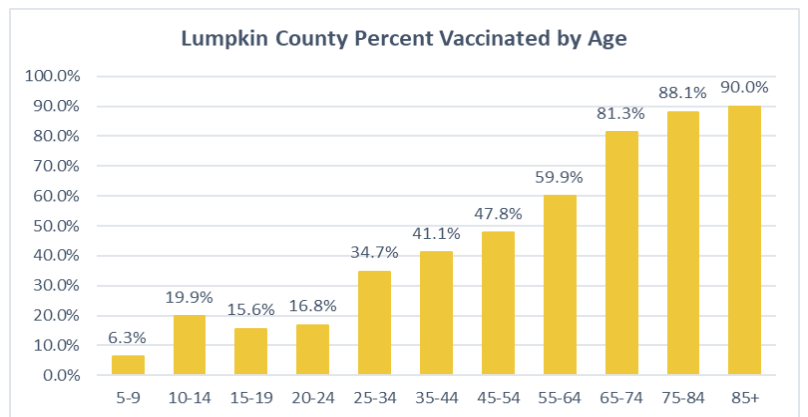
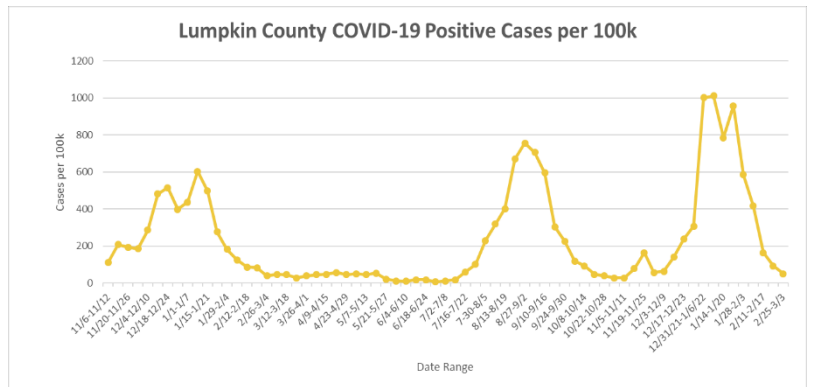
Hart County

COVID-19 Cases	
Community level Transmissibility	Medium
Total Positive Cases	3,186
14 Day Case Rate (per 100K)	172
Percent Positive over last 2 weeks	2.7%
Total Hospitalizations	194
Total Deaths	57
COVID-19 Vaccine	
Vaccines Administered	25,561
Vaccines Administered per 100K	99,177
One Dose:	11,241 (44% residents)
Fully Vaccinated:	10,312 (40% residents)



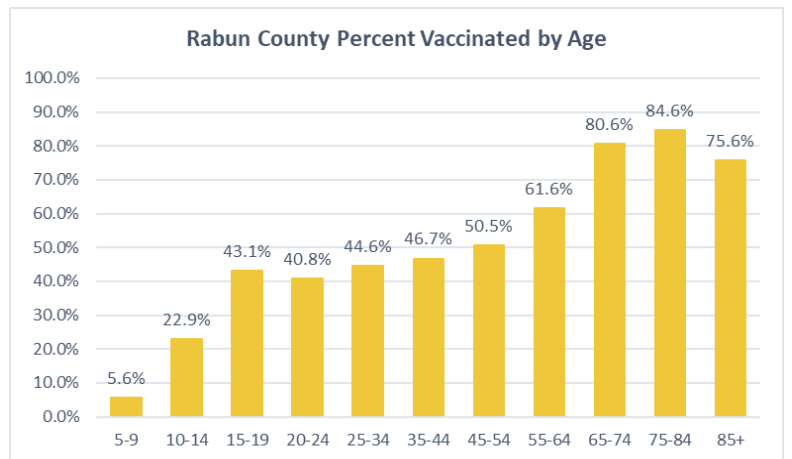
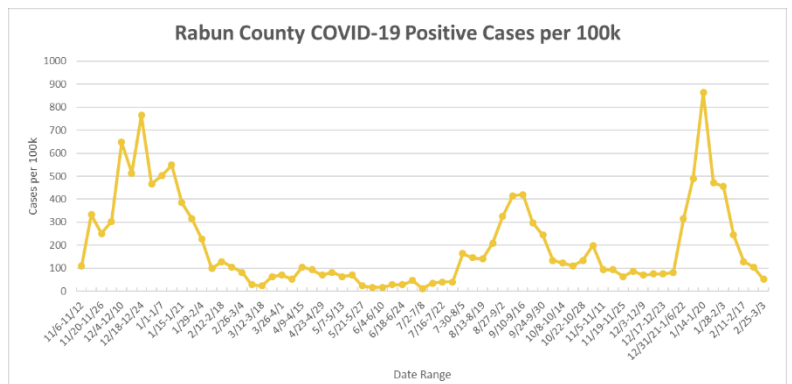
Lumpkin County

COVID-19 Cases	
	Medium
Total Positive Cases	6,518
14 Day Case Rate (per 100K)	133
Percent Positive over last 2 weeks	6.7%
Total Hospitalizations	466
Total Deaths	107
COVID-19 Vaccine	
Vaccines Administered	30,202
Vaccines Administered per 100K	93,210
One Dose:	13,154 (41% residents)
Fully Vaccinated:	12,152 (38% residents)



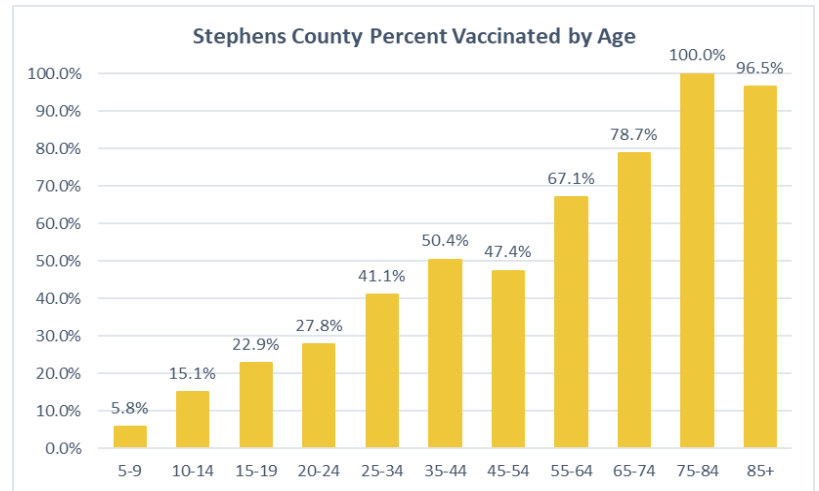
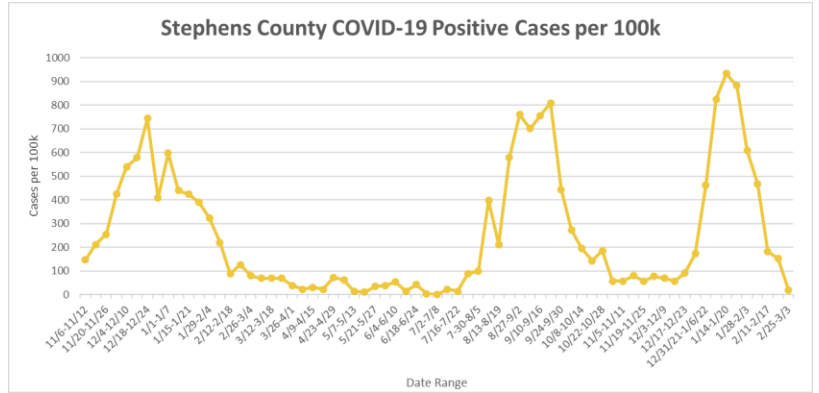
Rabun County

COVID-19 Cases	
Community level Transmissibility	Low
Total Positive Cases	2,788
14 Day Case Rate (per 100K)	130
Percent Positive over last 2 weeks	5.5%
Total Hospitalizations	251
Total Deaths	76
COVID-19 Vaccine	
Vaccines Administered	20,895
Vaccines Administered per 100K	125,533
One Dose:	8,861 (53% residents)
Fully Vaccinated:	8,193 (49% residents)



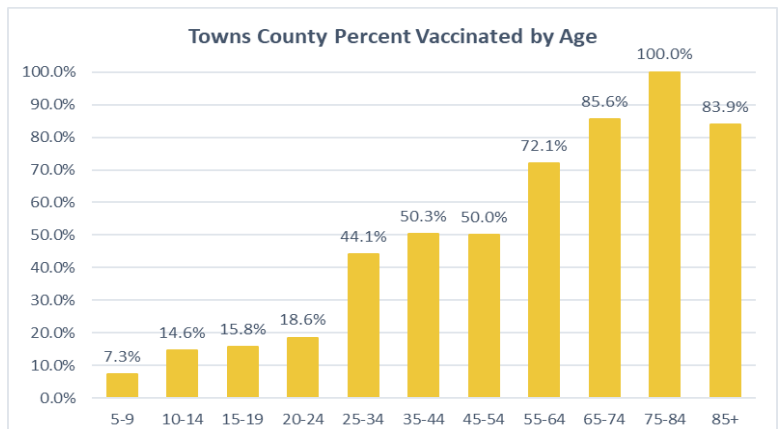
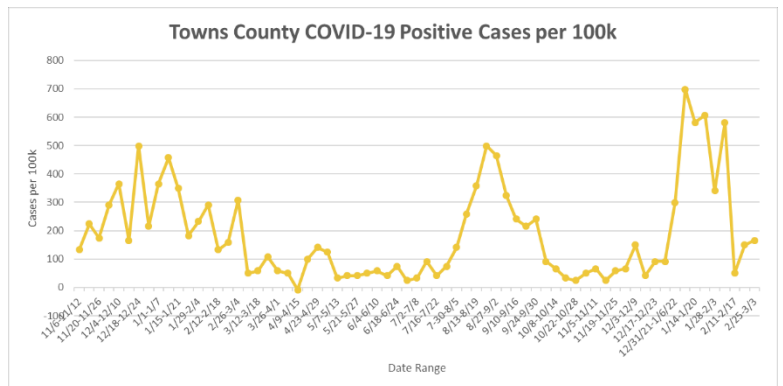
Stephens County

COVID-19 Cases	
Community level Transmissibility	Medium
Total Positive Cases	5,884
14 Day Case Rate (per 100K)	129
Percent Positive over last 2 weeks	4.7%
Total Hospitalizations	383
Total Deaths	124
COVID-19 Vaccine	
Vaccines Administered	27,493
Vaccines Administered per 100K	106,768
One Dose:	12,072 (47% residents)
Fully Vaccinated:	11,113 (43% residents)



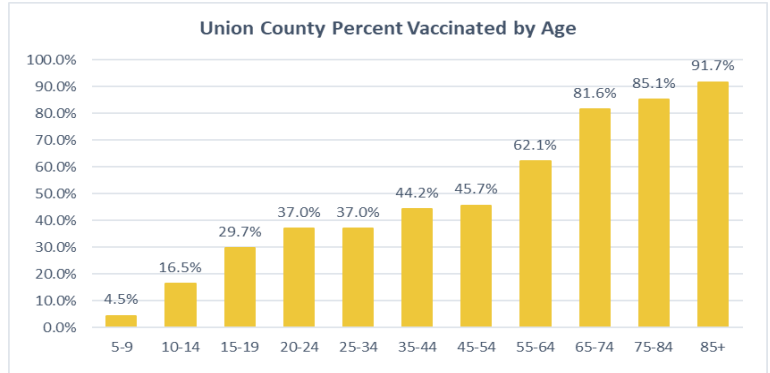
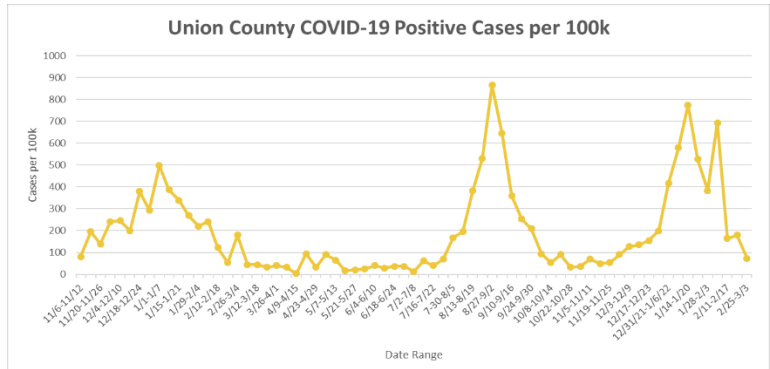
Towns County

COVID-19 Cases	
Community level Transmissibility	High
Total Positive Cases	2,033
14 Day Case Rate (per 100K)	274
Percent Positive over last 2 weeks	4.3%
Total Hospitalizations	204
Total Deaths	80
COVID-19 Vaccine	
Vaccines Administered	15,863
Vaccines Administered per 100K	136,549
One Dose:	6,606 (57% residents)
Fully Vaccinated:	6,141 (53% residents)



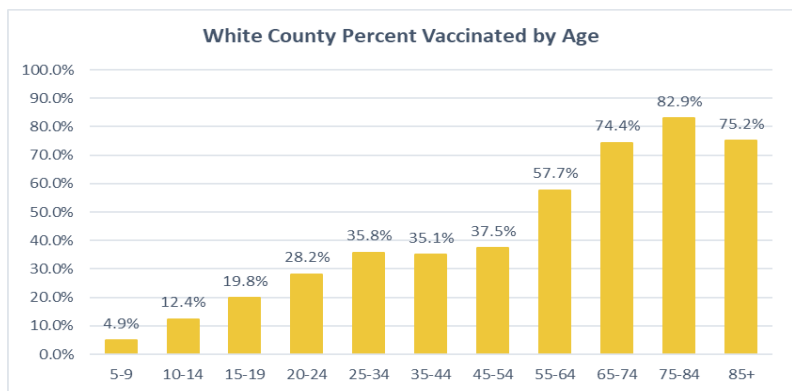
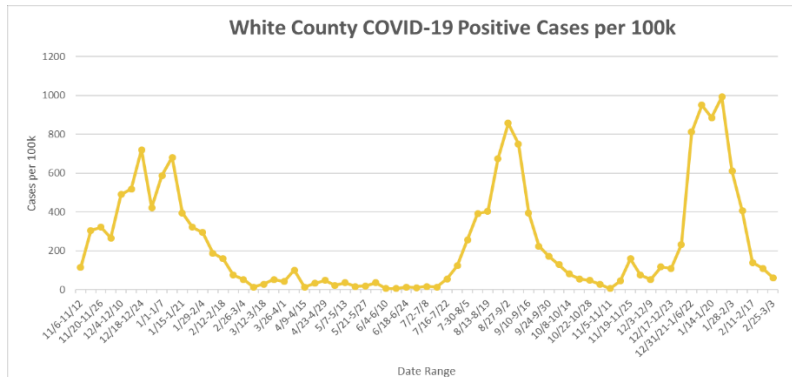
Union County

COVID-19 Cases	
Community level Transmissibility	Medium
Total Positive Cases	4,270
14 Day Case Rate (per 100K)	233
Percent Positive over last 2 weeks	6.0%
Total Hospitalizations	399
Total Deaths	131
COVID-19 Vaccine	
Vaccines Administered	29,593
Vaccines Administered per 100K	127,074
One Dose:	12,478 (54% residents)
Fully Vaccinated:	11,675 (50% residents)



White County

COVID-19 Cases	
Community level Transmissibility	Medium
Total Positive Cases	6,246
14 Day Case Rate (per 100K)	157
Percent Positive over last 2 weeks	8.5%
Total Hospitalizations	459
Total Deaths	134
COVID-19 Vaccine	
Vaccines Administered	28,773
Vaccines Administered per 100K	97,571
One Dose:	12,398 (42% residents)
Fully Vaccinated:	11,504 (39% residents)



EPI SUMMARY: Data source Georgia DPH and SendSS. Cases include all confirmed and probable cases. Population data source Oasis, 2019. Time frame as of 11/06/2020 to 3/3/2022. Vaccines introduced 12/19/2020 – decline noted in cases after vaccine implementation. Vaccine data includes number of vaccines administered in each county in District 2 and vaccines administered per 100,000 (of the total county population). Vaccine data also shows number of one dose received and percentage of residents as well as 2 doses received, and percentage of residents vaccinated.

*Graph above shows weekly changes in COVID cases. The case rate reported in the graph is approximately half of the 14-day case rate.

*Vaccine graph shows percentage of individuals vaccinated by age group.

COVID-19 Community Levels – Use the Highest Level that Applies to Your Community				
New COVID-19 Cases Per 100,000 people in the past 7 days	Indicators	Low	Medium	High
Fewer than 200	New COVID-19 admissions per 100,000 population (7-day total)	<10.0	10.0-19.9	≥20.0
	Percent of staffed inpatient beds occupied by COVID-19 patients (7-day average)	<10.0%	10.0-14.9%	≥15.0%
200 or more	New COVID-19 admissions per 100,000 population (7-day total)	NA	<10.0	≥10.0
	Percent of staffed inpatient beds occupied by COVID-19 patients (7-day average)	NA	<10.0%	≥10.0%

For more information regarding Community Levels, please visit <https://www.cdc.gov/coronavirus/2019-ncov/science/community-levels.html>

Georgia Flu Surveillance Update: Week 08 (Ending February 26, 2022)

As of week 07, Georgia flu activity is minimal= 1 (on the scale of 1-13). Activity levels are based on the percent of outpatient visits in Georgia due to Influenza-like illness during this timeframe.

For the corresponding week, the percentage of outpatient visits for Influenza-like Illness was 1.7%, the number of influenza-associated death was 0; the number of Metro Area Influenza Hospitalizations was 4; and reported Influenza Outbreak was 0.

Getting the flu shot is the best thing you can do to protect yourself and others.

District 2 health departments have flu vaccines available. Please contact your local health department for information on how to get your Flu vaccine at http://phdistrict2.org/?page_id=597.

To learn more about how to protect yourself against flu, visit DPH website at <https://dph.georgia.gov/epidemiology/influenza/seasonal-flu-influenza> and CDC website at <https://www.cdc.gov/flu/>