



# District 2 Public Health

Zachary Taylor, M.D., M.S., Health Director

1280 Athens Street • Gainesville, Georgia 30507

PH: 770-535-5743 • FAX: 770-535-5958 • [www.phdistrict2.org](http://www.phdistrict2.org)

Banks, Dawson, Forsyth, Franklin, Habersham, Hall, Hart, Lumpkin, Rabun, Stephens, Towns, Union and White Counties

Date: February 21, 2022

District 2 Epidemiology Department

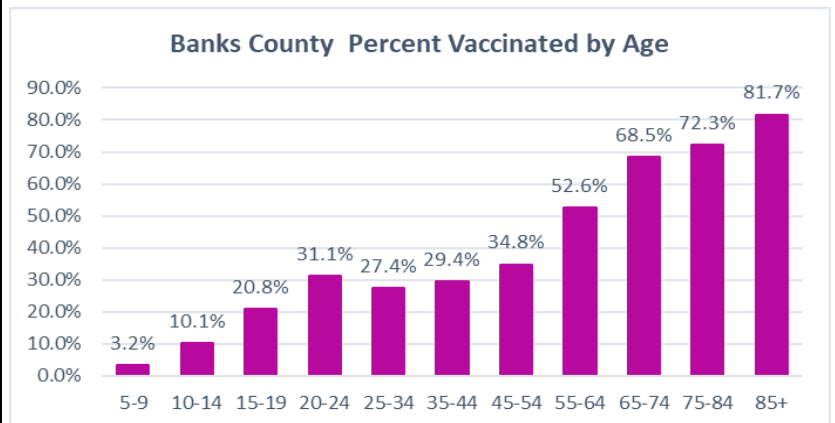
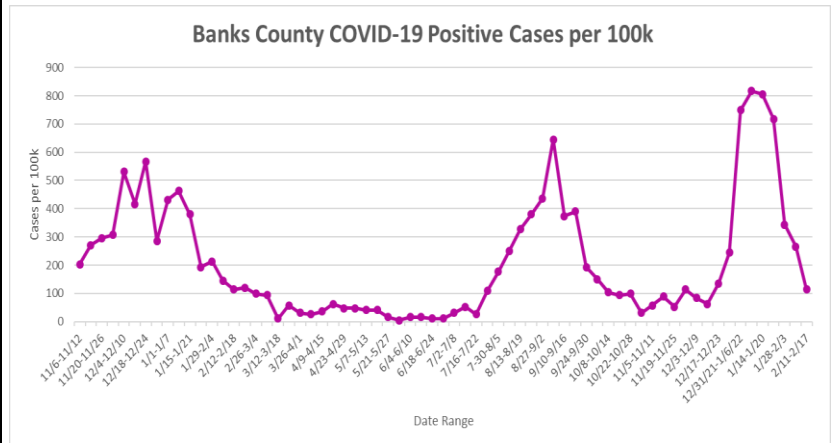
Marie Brown, MPH

Notifiable Disease Coordinator/ Epi lead

[marie.brown@dph.ga.gov](mailto:marie.brown@dph.ga.gov) • PH: 770-519-7661

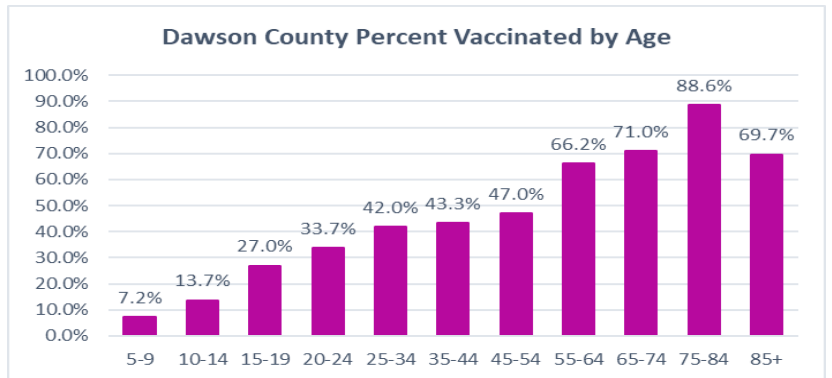
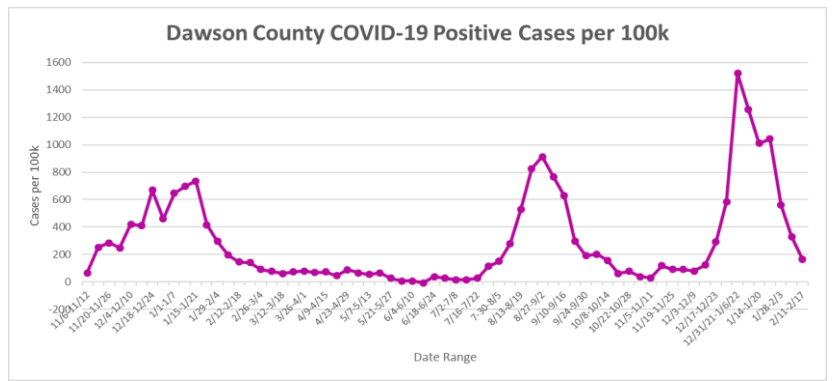
## Banks County

COVID-19 Cases	
Total Positive Cases	3,311
14 Day Case Rate (per 100K)	260
Percent Positive over last 2 weeks	19.4%
Total Hospitalizations	316
Total Deaths	73
COVID-19 Vaccine	
Vaccines Administered	14,434
Vaccines Administered per 100K	77,154
One Dose:	6,532 (35% residents)
Fully Vaccinated:	5,958 (32% residents)



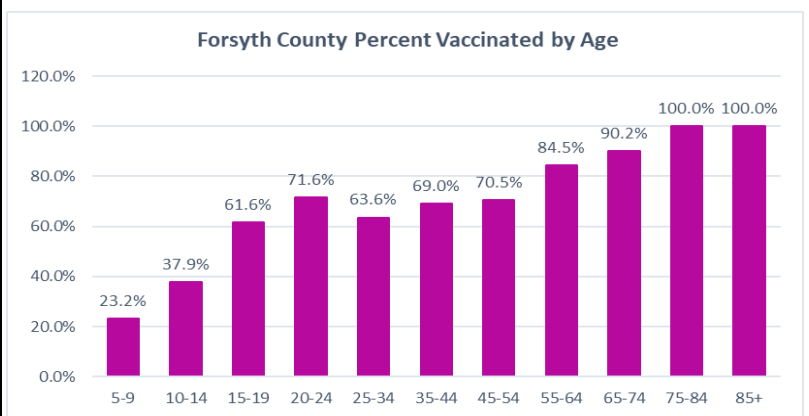
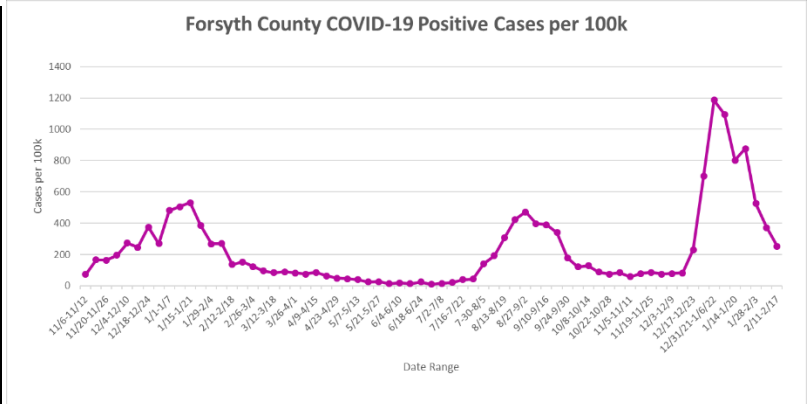
## Dawson County

COVID-19 Cases	
Total Positive Cases	6,073
14 Day Case Rate (per 100K)	366
Percent Positive over last 2 weeks	15.9%
Total Hospitalizations	380
Total Deaths	91
COVID-19 Vaccine	
Vaccines Administered	25,494
Vaccines Administered per 100K	103,904
One Dose:	11,267 (46% residents)
Fully Vaccinated:	10,442 (43% residents)



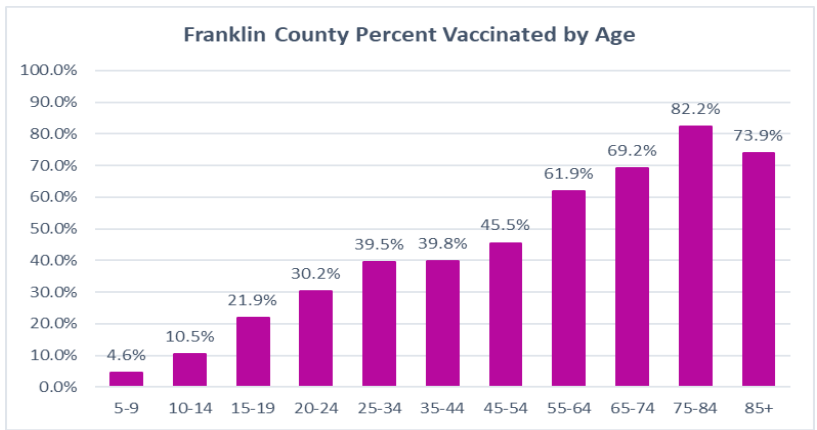
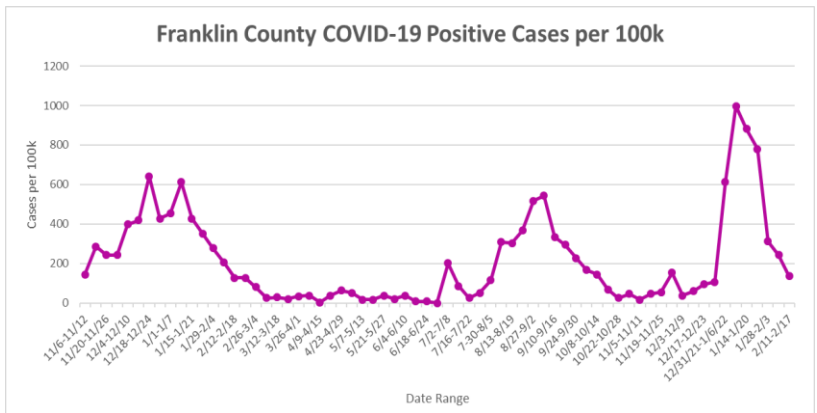
## Forsyth County

COVID-19 Cases	
Total Positive Cases	42,845
14 Day Case Rate (per 100K)	526
Percent Positive over last 2 weeks	15.7%
Total Hospitalizations	1,447
Total Deaths	335
COVID-19 Vaccine	
Vaccines Administered	334,490
Vaccines Administered per 100K	146,460
One Dose:	142,863 (63% residents)
Fully Vaccinated:	133,677 (59% residents)



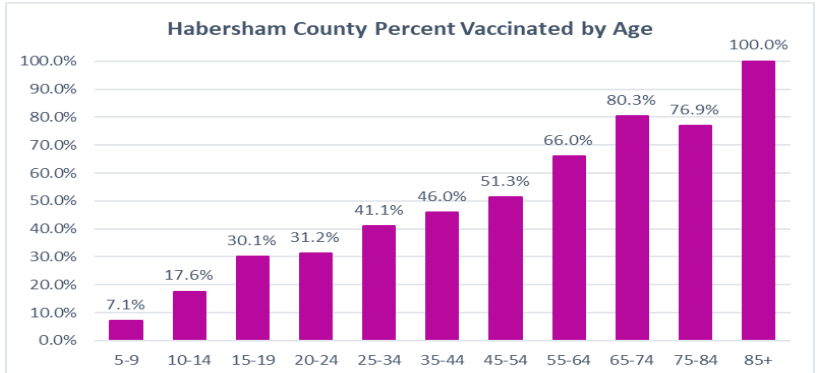
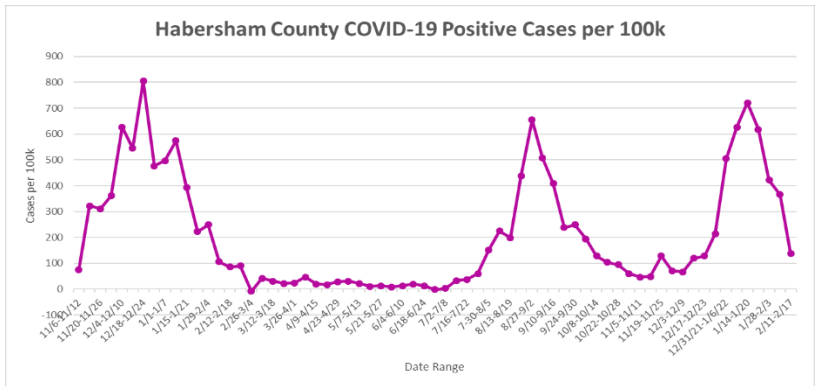
## Franklin County

COVID-19 Cases	
Total Positive Cases	4,344
14 Day Case Rate (per 100K)	296
Percent Positive over last 2 weeks	16.3%
Total Hospitalizations	252
Total Deaths	73
COVID-19 Vaccine	
Vaccines Administered	21,116
Vaccines Administered per 100K	92,752
One Dose:	9,521 (42% residents)
Fully Vaccinated:	8,712 (38% residents)



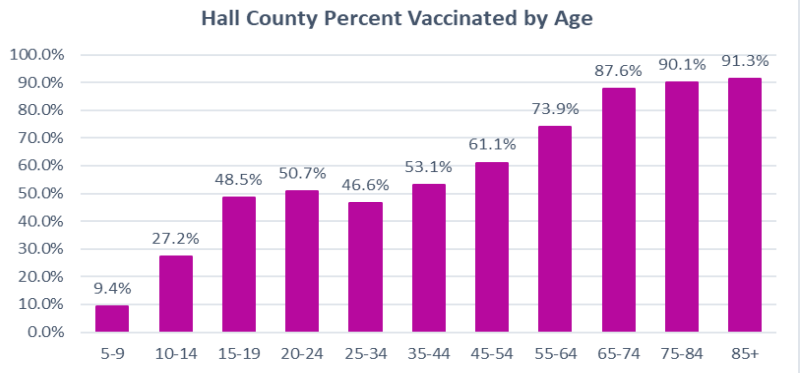
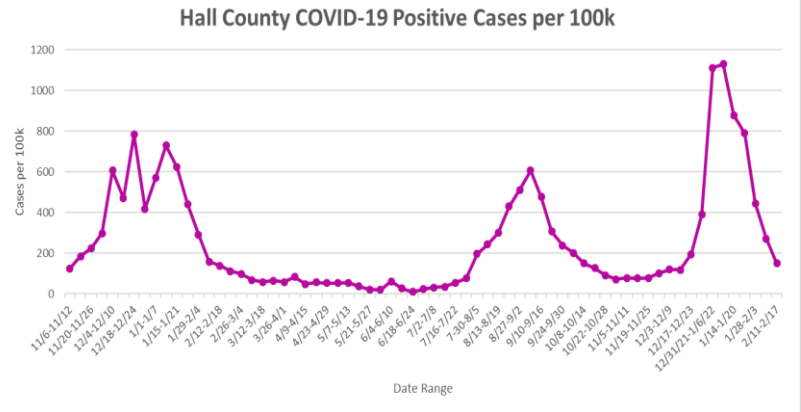
## Habersham County

COVID-19 Cases	
Total Positive Cases	8,335
14 Day Case Rate (per 100K)	341
Percent Positive over last 2 weeks	14.2%
Total Hospitalizations	694
Total Deaths	221
COVID-19 Vaccine	
Vaccines Administered	45,763
Vaccines Administered per 100K	102,547
One Dose:	20,662 (46% residents)
Fully Vaccinated:	18,967 (43% residents)



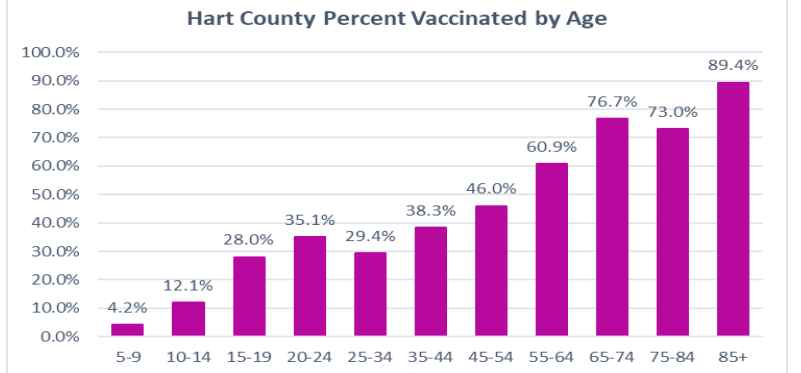
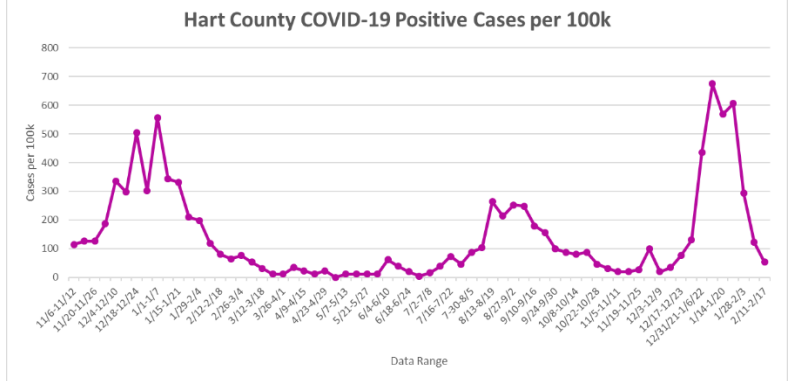
## Hall County

COVID-19 Cases	
Total Positive Cases	46,237
14 Day Case Rate (per 100K)	338
Percent Positive over last 2 weeks	15.5%
Total Hospitalizations	3,421
Total Deaths	729
COVID-19 Vaccine	
Vaccines Administered	229,936
Vaccines Administered per 100K	115,739
One Dose:	103,241 (52% residents)
Fully Vaccinated:	94,863 (48% residents)



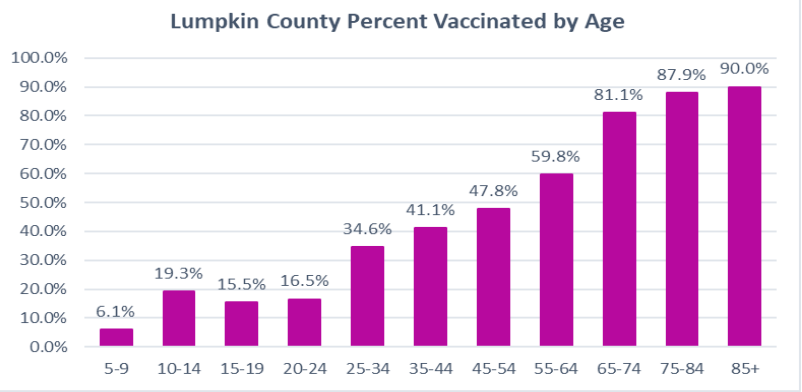
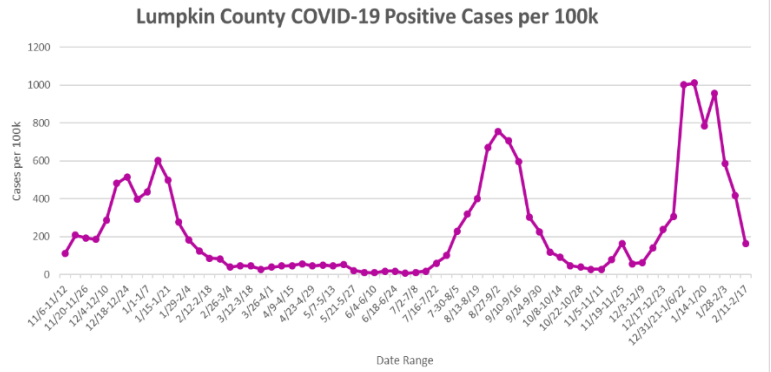
## Hart County

COVID-19 Cases	
Total Positive Cases	3,140
14 Day Case Rate (per 100K)	134
Percent Positive over last 2 weeks	9.3%
Total Hospitalizations	191
Total Deaths	53
COVID-19 Vaccine	
Vaccines Administered	25,367
Vaccines Administered per 100K	98,424
One Dose:	11,192 (43% residents)
Fully Vaccinated:	10,256 (40% residents)



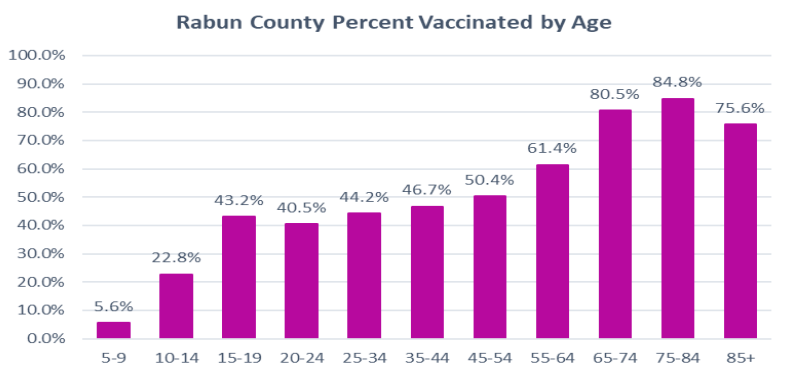
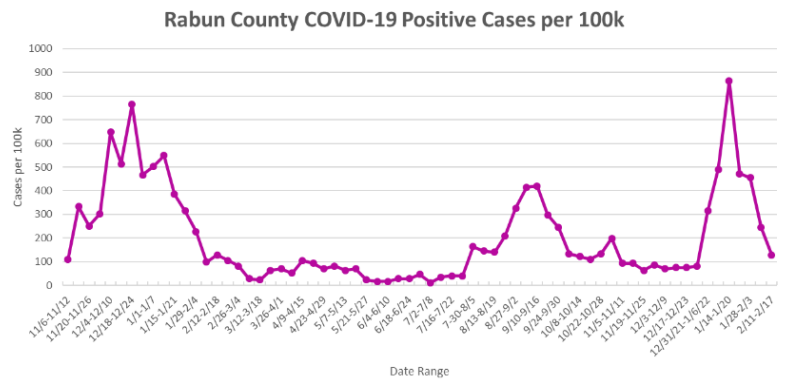
## Lumpkin County

COVID-19 Cases	
Total Positive Cases	6,474
14 Day Case Rate (per 100K)	485
Percent Positive over last 2 weeks	21.1%
Total Hospitalizations	462
Total Deaths	104
COVID-19 Vaccine	
Vaccines Administered	30,003
Vaccines Administered per 100K	92,596
One Dose:	13,107 (40% residents)
Fully Vaccinated:	12,116 (37% residents)



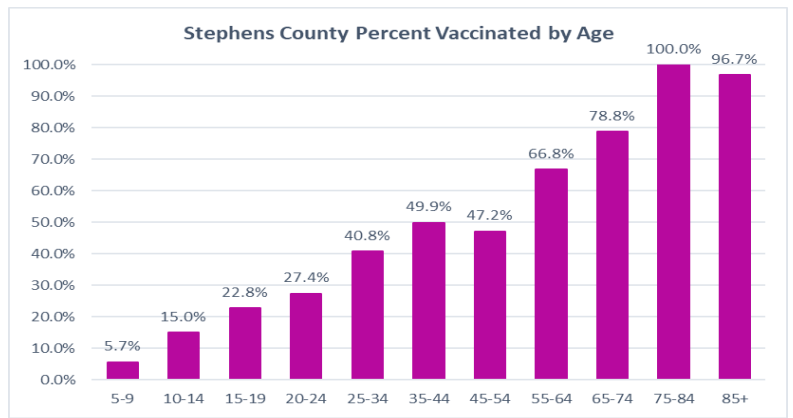
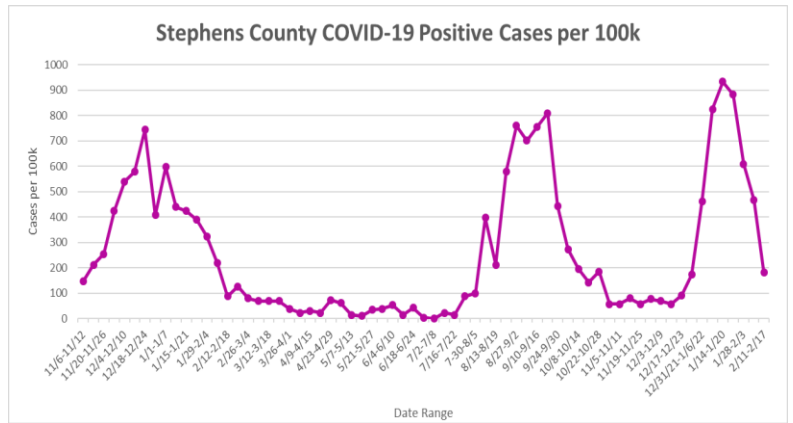
## Rabun County

COVID-19 Cases	
Total Positive Cases	2,763
14 Day Case Rate (per 100K)	341
Percent Positive over last 2 weeks	18.5%
Total Hospitalizations	243
Total Deaths	73
COVID-19 Vaccine	
Vaccines Administered	20,823
Vaccines Administered per 100K	125,100
One Dose:	8,844 (53% residents)
Fully Vaccinated:	8,175 (49% residents)



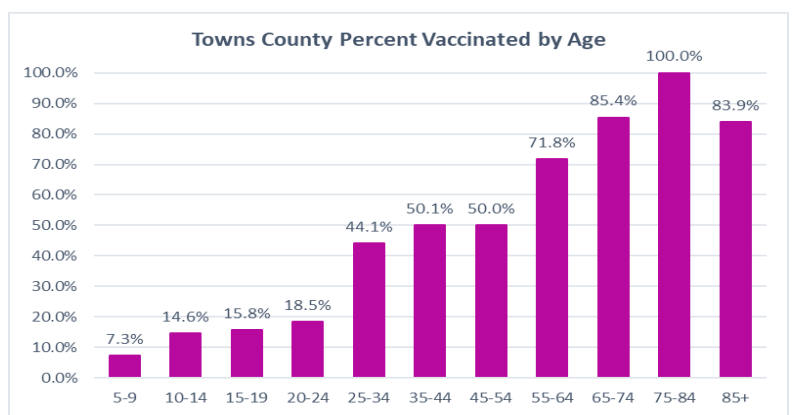
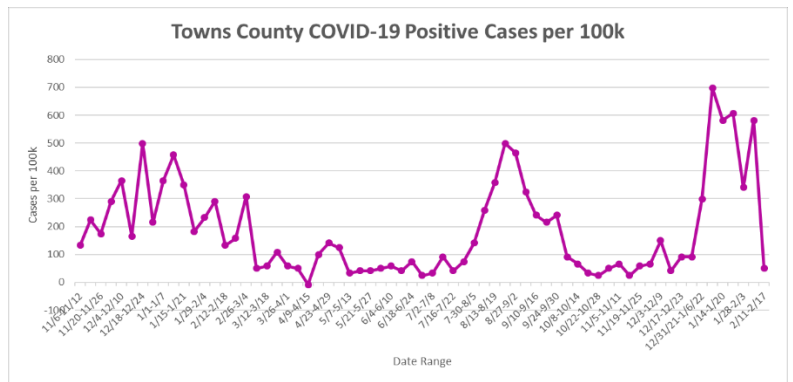
## Stephens County

COVID-19 Cases	
Total Positive Cases	5,850
14 Day Case Rate (per 100K)	509
Percent Positive over last 2 weeks	26.6%
Total Hospitalizations	380
Total Deaths	123
COVID-19 Vaccine	
Vaccines Administered	27,293
Vaccines Administered per 100K	105,992
One Dose:	12,025 (47% residents)
Fully Vaccinated:	11,063 (43% residents)



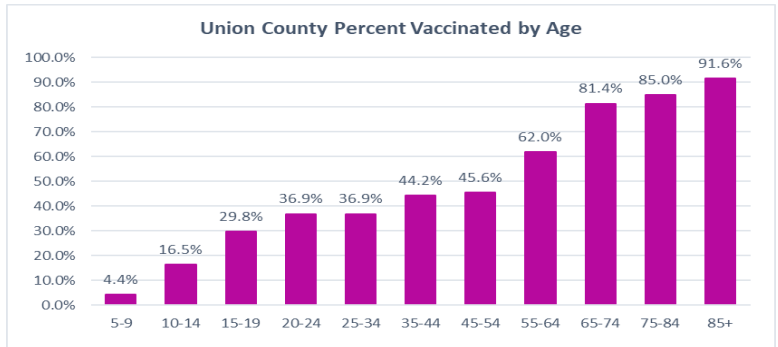
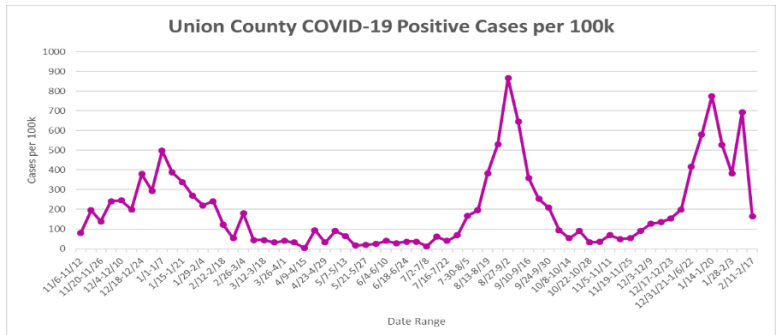
## Towns County

COVID-19 Cases	
Total Positive Cases	1,998
14 Day Case Rate (per 100K)	374
Percent Positive over last 2 weeks	11.6%
Total Hospitalizations	200
Total Deaths	75
COVID-19 Vaccine	
Vaccines Administered	15,773
Vaccines Administered per 100K	135,775
One Dose:	6,592 (57% residents)
Fully Vaccinated:	6,121 (53% residents)



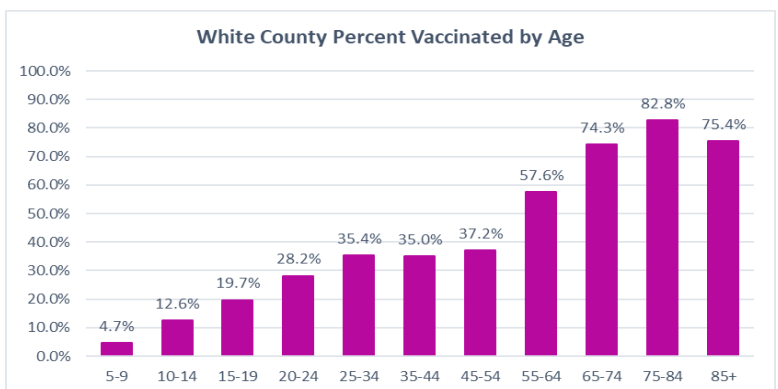
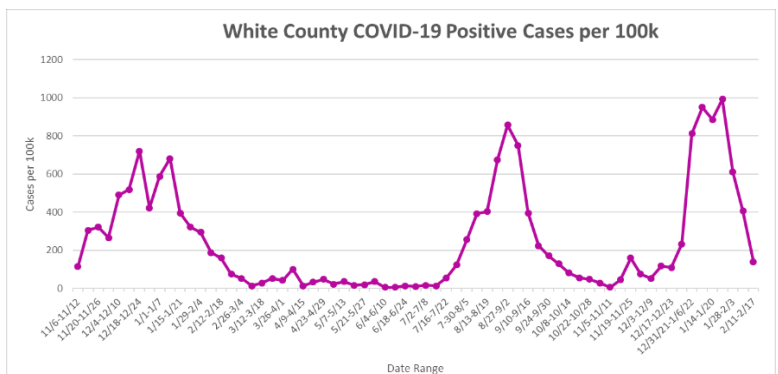
## Union County

COVID-19 Cases	
Total Positive Cases	4,212
14 Day Case Rate (per 100K)	513
Percent Positive over last 2 weeks	16.0%
Total Hospitalizations	392
Total Deaths	128
COVID-19 Vaccine	
Vaccines Administered	29,472
Vaccines Administered per 100K	126,554
One Dose:	12,454 (53% residents)
Fully Vaccinated:	11,656 (50% residents)



## White County

COVID-19 Cases	
Total Positive Cases	6,196
14 Day Case Rate (per 100K)	409
Percent Positive over last 2 weeks	18.4%
Total Hospitalizations	452
Total Deaths	133
COVID-19 Vaccine	
Vaccines Administered	28,605
Vaccines Administered per 100K	97,002
One Dose:	12,364 (42% residents)
Fully Vaccinated:	11,464 (39% residents)



EPI SUMMARY: Data source Georgia DPH and SendSS. Cases include all confirmed and probable cases. Population data source Oasis, 2019. Time frame as of 11/06/2020 to 2/17/2022. Vaccines introduced 12/19/2020 – decline noted in cases after vaccine implementation. Vaccine data includes number of vaccines administered in each county in District 2 and vaccines administered per 100,000 (of the total

county population). Vaccine data also shows number of one dose received and percentage of residents as well as 2 doses received, and percentage of residents vaccinated.

\*Graph above shows weekly changes in COVID cases. The case rate reported in the graph is approximately half of the 14-day case rate.

\*Vaccine graph shows percentage of individuals vaccinated by age group.

## Georgia Flu Surveillance Update: Week 06 (Ending February 12, 2022)

As of week 06, Georgia flu activity is minimal= 1 (on the scale of 1-13). Activity levels are based on the percent of outpatient visits in Georgia due to Influenza-like illness during this timeframe.

For the corresponding week, the percentage of outpatient visits for Influenza-like Illness was 1.9%, the number of influenza-associated death was 0; the number of Metro Area Influenza Hospitalizations was 11; and reported Influenza Outbreak was 3.

### **Getting the flu shot is the best thing you can do to protect yourself and others.**

District 2 health departments have flu vaccines available. Please contact your local health department for information on how to get your Flu vaccine at [http://phdistrict2.org/?page\\_id=597](http://phdistrict2.org/?page_id=597).

To learn more about how to protect yourself against flu, visit DPH website at <https://dph.georgia.gov/epidemiology/influenza/seasonal-flu-influenza> and CDC website at <https://www.cdc.gov/flu/>