



District 2 Public Health

Zachary Taylor, M.D., M.S., Health Director

1280 Athens Street • Gainesville, Georgia 30507

PH: 770-535-5743 • FAX: 770-535-5958 • www.phdistrict2.org

Banks, Dawson, Forsyth, Franklin, Habersham, Hall, Hart, Lumpkin, Rabun, Stephens, Towns, Union and White Counties

Date: February 14, 2022

District 2 Epidemiology Department

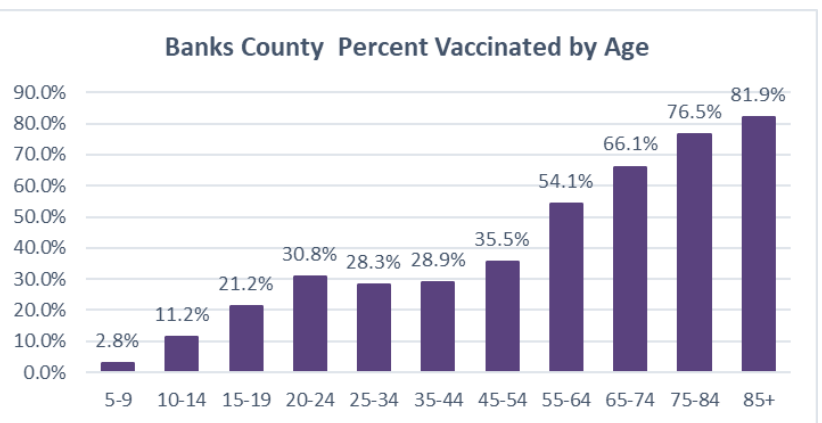
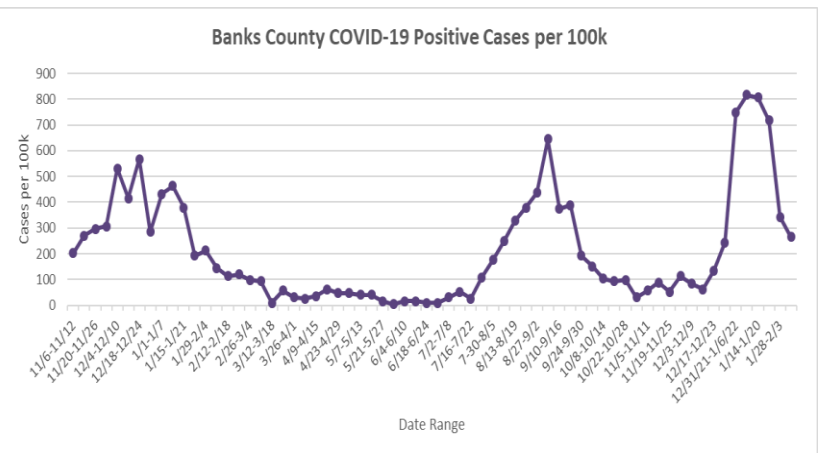
Marie Brown, MPH

Notifiable Disease Coordinator/ Epi lead

marie.brown@dph.ga.gov • PH: 770-519-7661

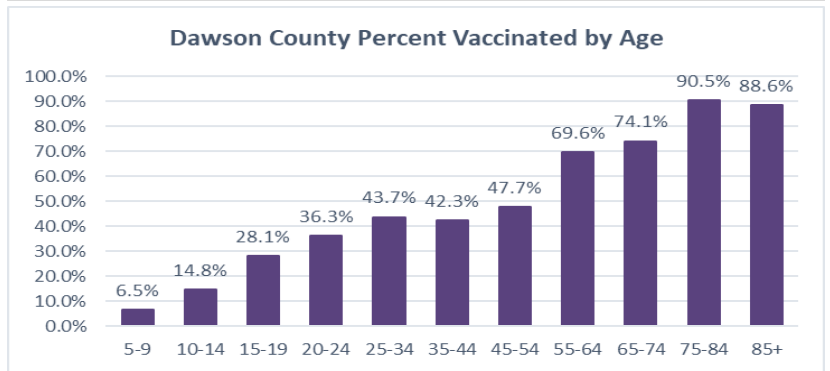
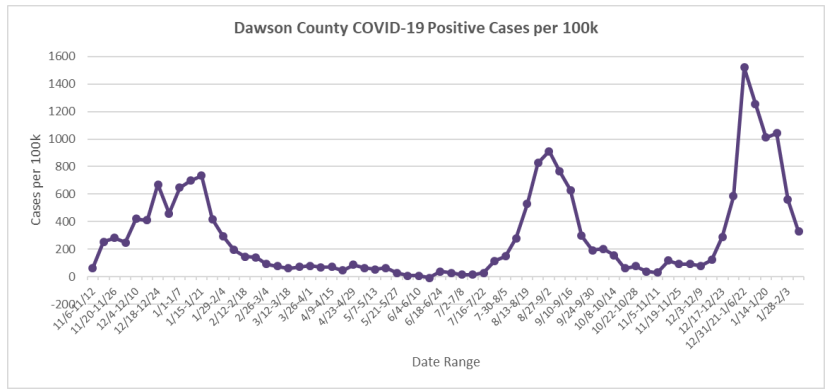
Banks County

COVID-19 Cases	
Total Positive Cases	3,292
14 Day Case Rate (per 100K)	576
Percent Positive over last 2 weeks	27.5%
Total Hospitalizations	315
Total Deaths	72
COVID-19 Vaccine	
Vaccines Administered	14,378
Vaccines Administered per 100K	76,854
One Dose:	6,522 (35% residents)
Fully Vaccinated:	5,947 (32% residents)



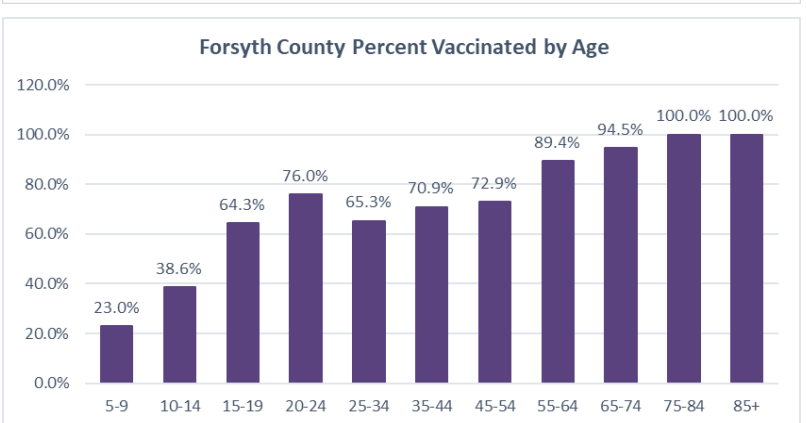
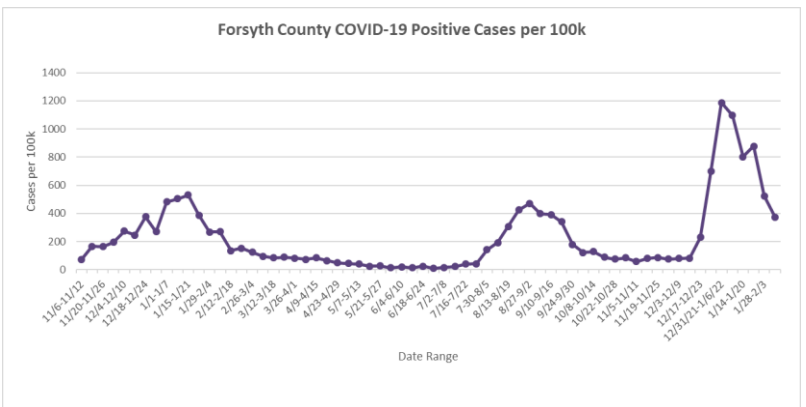
Dawson County

COVID-19 Cases	
Total Positive Cases	6,036
14 Day Case Rate (per 100K)	576
Percent Positive over last 2 weeks	24.6%
Total Hospitalizations	377
Total Deaths	90
COVID-19 Vaccine	
Vaccines Administered	25,393
Vaccines Administered per 100K	103,492
One Dose:	11,245 (46% residents)
Fully Vaccinated:	10,413 (42% residents)



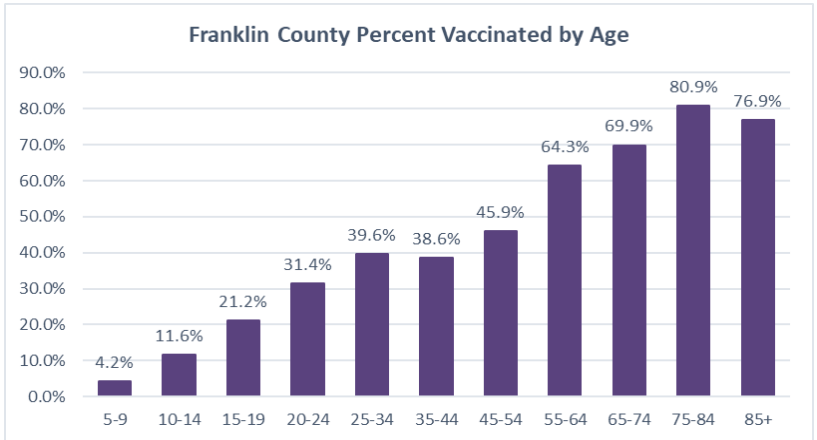
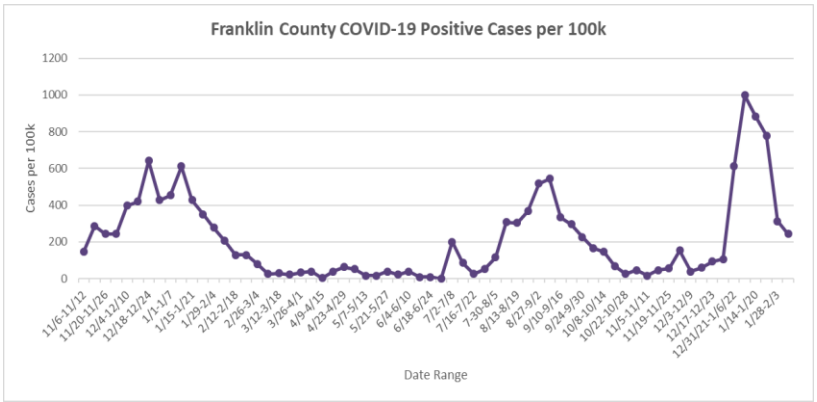
Forsyth County

COVID-19 Cases	
Total Positive Cases	42,327
14 Day Case Rate (per 100K)	854
Percent Positive over last 2 weeks	22.5%
Total Hospitalizations	1,438
Total Deaths	319
COVID-19 Vaccine	
Vaccines Administered	332,767
Vaccines Administered per 100K	145,705
One Dose:	142,461 (62% residents)
Fully Vaccinated:	133,175 (58% residents)



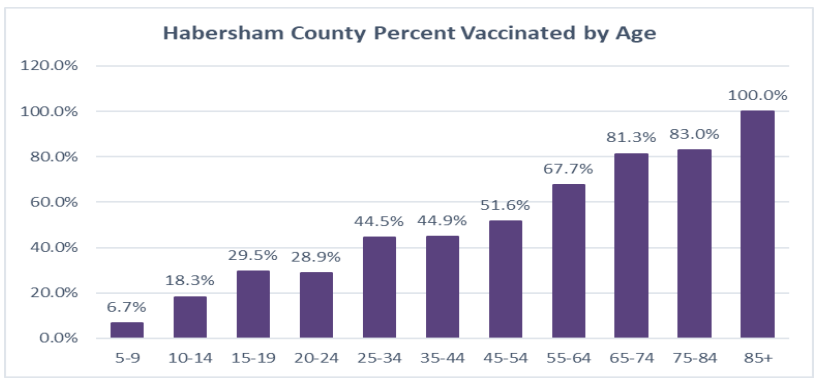
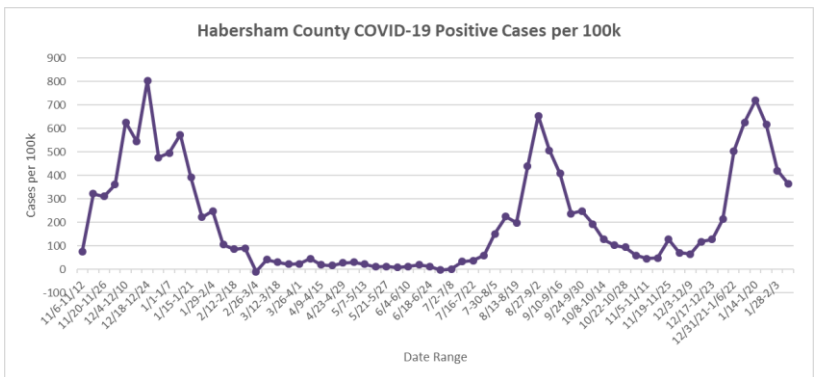
Franklin County

COVID-19 Cases	
Total Positive Cases	4,329
14 Day Case Rate (per 100K)	527
Percent Positive over last 2 weeks	23.9%
Total Hospitalizations	248
Total Deaths	73
COVID-19 Vaccine	
Vaccines Administered	21,037
Vaccines Administered per 100K	92,405
One Dose:	9,501 (42% residents)
Fully Vaccinated:	8,688 (38% residents)



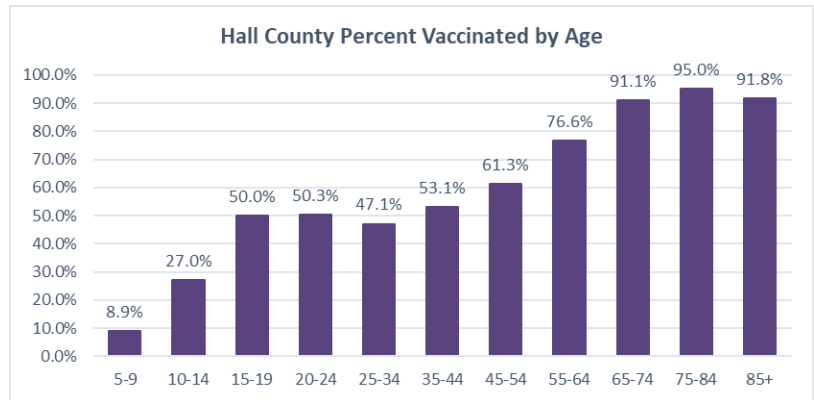
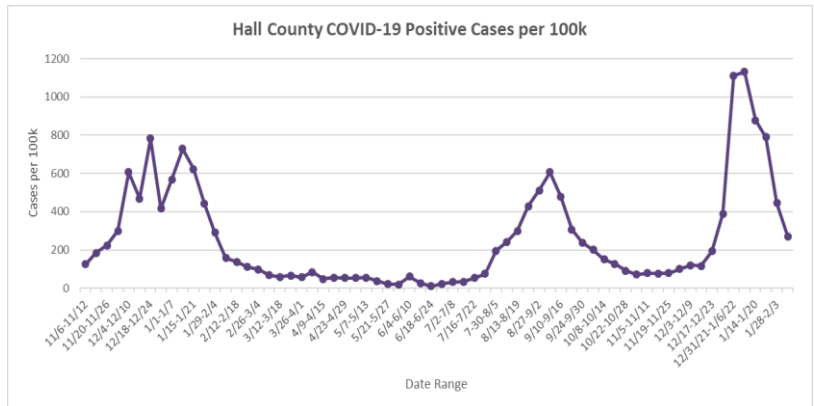
Habersham County

COVID-19 Cases	
Total Positive Cases	8,281
14 Day Case Rate (per 100K)	765
Percent Positive over last 2 weeks	23.9%
Total Hospitalizations	684
Total Deaths	216
COVID-19 Vaccine	
Vaccines Administered	45,630
Vaccines Administered per 100K	102,985
One Dose:	20,632 (46% residents)
Fully Vaccinated:	18,916 (42% residents)



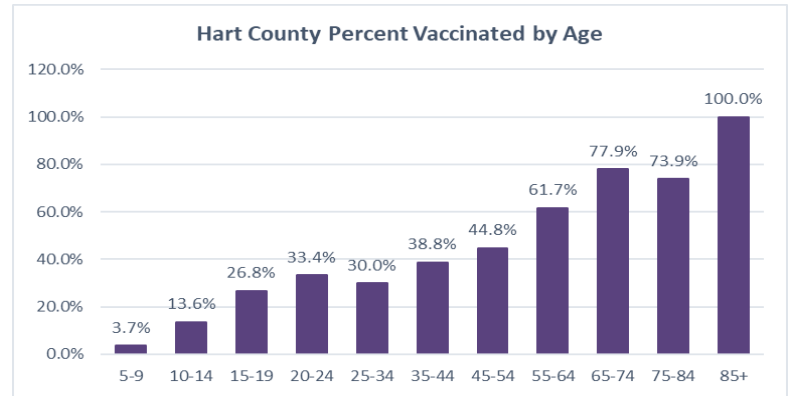
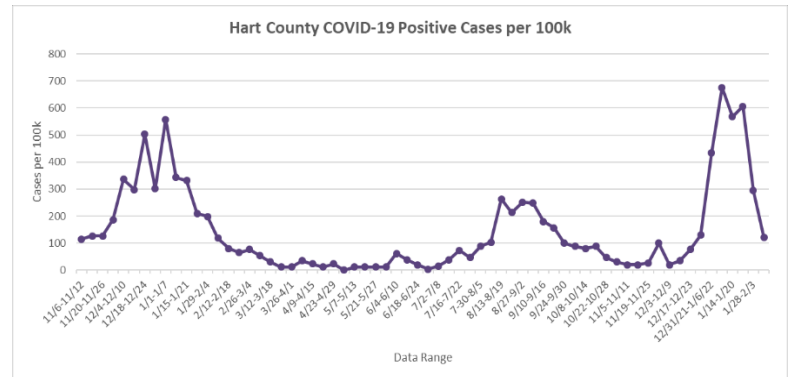
Hall County

COVID-19 Cases	
Total Positive Cases	45,959
14 Day Case Rate (per 100K)	664
Percent Positive over last 2 weeks	23.0%
Total Hospitalizations	3,38
Total Deaths	713
COVID-19 Vaccine	
Vaccines Administered	228,848
Vaccines Administered per 100K	115,191
One Dose:	102,985 (52% residents)
Fully Vaccinated:	94,535 (47% residents)



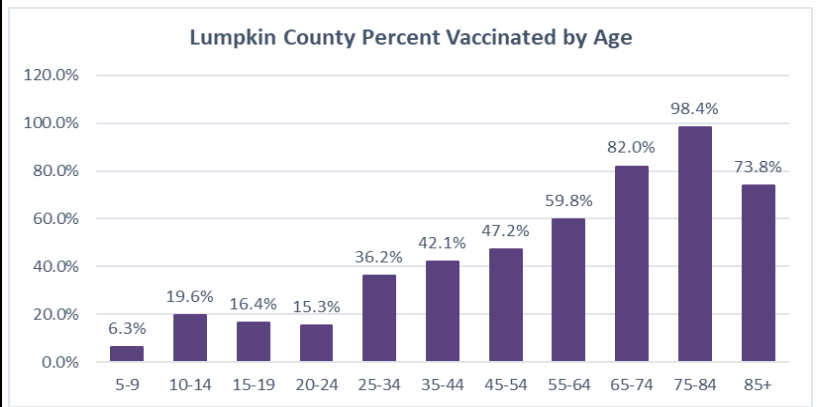
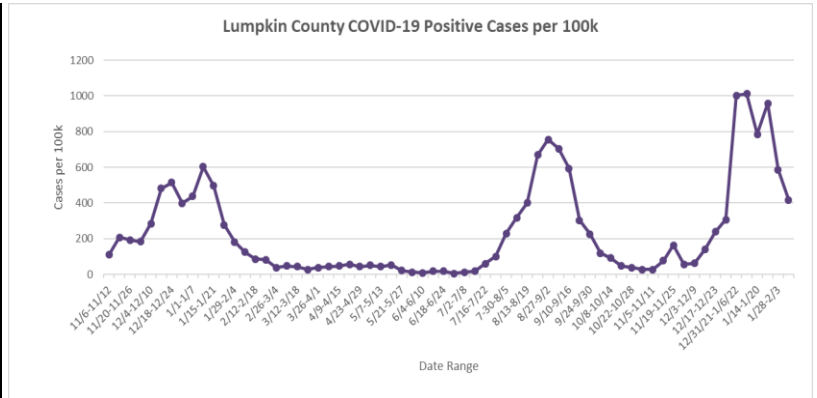
Hart County

COVID-19 Cases	
Total Positive Cases	3,125
14 Day Case Rate (per 100K)	318
Percent Positive over last 2 weeks	15.5%
Total Hospitalizations	188
Total Deaths	53
COVID-19 Vaccine	
Vaccines Administered	25,248
Vaccines Administered per 100K	97,962
One Dose:	11,168 (43% residents)
Fully Vaccinated:	10,222 (40% residents)



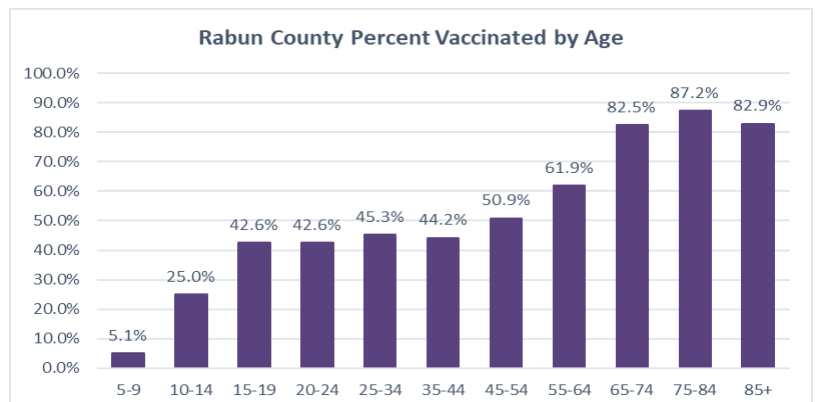
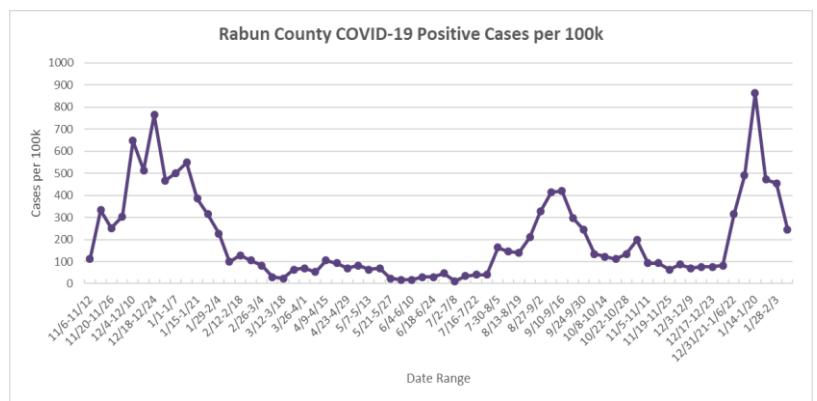
Lumpkin County

COVID-19 Cases	
Total Positive Cases	6,427
14 Day Case Rate (per 100K)	846
Percent Positive over last 2 weeks	30.8%
Total Hospitalizations	457
Total Deaths	99
COVID-19 Vaccine	
Vaccines Administered	29,843
Vaccines Administered per 100K	92,102
One Dose:	13,062 (40% residents)
Fully Vaccinated:	12,080 (37% residents)



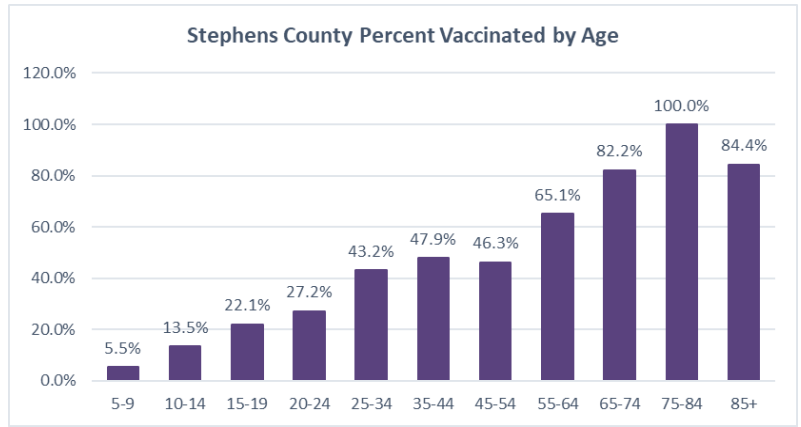
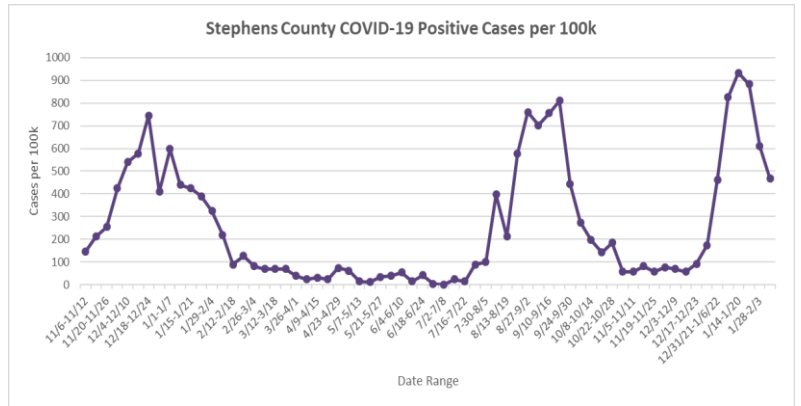
Rabun County

COVID-19 Cases	
Total Positive Cases	2,742
14 Day Case Rate (per 100K)	571
Percent Positive over last 2 weeks	22%
Total Hospitalizations	240
Total Deaths	73
COVID-19 Vaccine	
Vaccines Administered	20,768
Vaccines Administered per 100K	124,770
One Dose:	8,833 (53% residents)
Fully Vaccinated:	8,161 (49% residents)



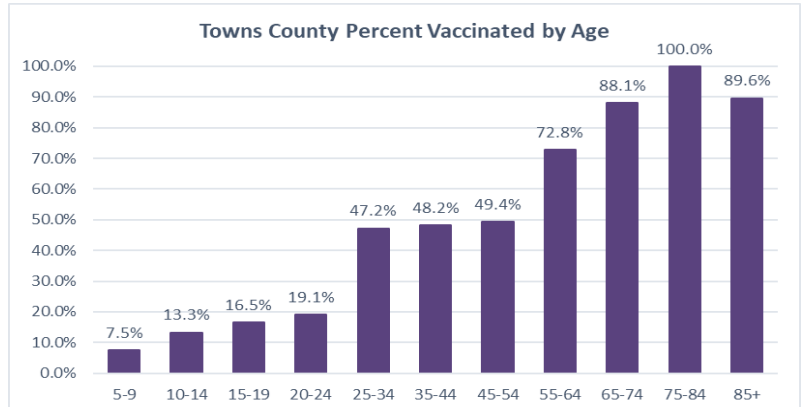
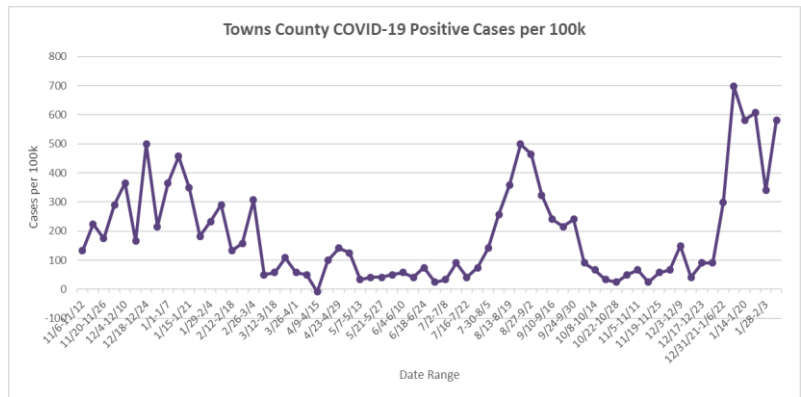
Stephens County

COVID-19 Cases	
Total Positive Cases	5,801
14 Day Case Rate (per 100K)	820
Percent Positive over last 2 weeks	30.9%
Total Hospitalizations	379
Total Deaths	119
COVID-19 Vaccine	
Vaccines Administered	27,191
Vaccines Administered per 100K	105,596
One Dose:	12,000 (46% residents)
Fully Vaccinated:	11,036 (43% residents)



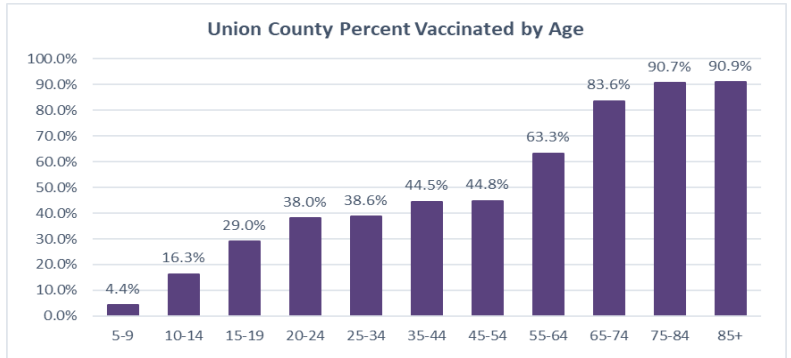
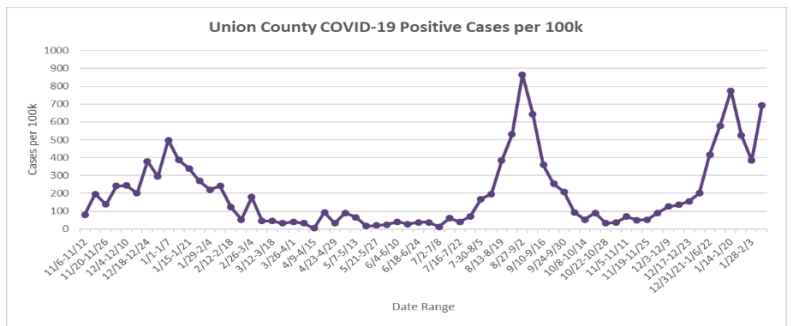
Towns County

COVID-19 Cases	
Total Positive Cases	1,989
14 Day Case Rate (per 100K)	848
Percent Positive over last 2 weeks	30.2%
Total Hospitalizations	199
Total Deaths	75
COVID-19 Vaccine	
Vaccines Administered	15,753
Vaccines Administered per 100K	135,602
One Dose:	6,592 (57% residents)
Fully Vaccinated:	6,121 (53% residents)



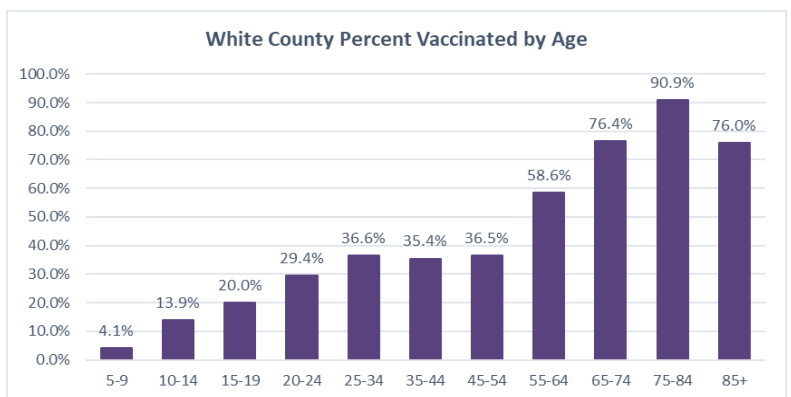
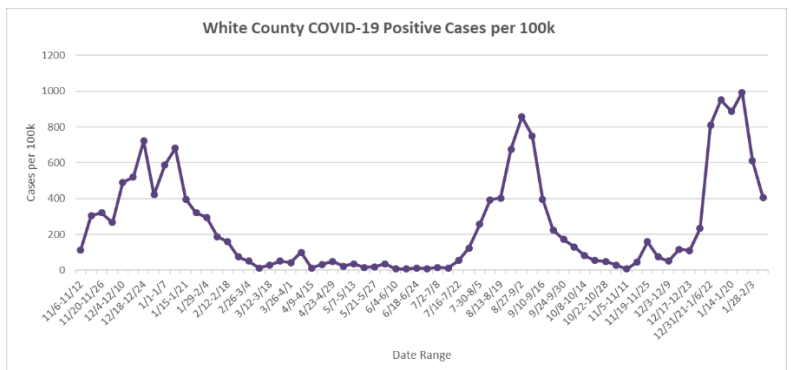
Union County

COVID-19 Cases	
Total Positive Cases	4,183
14 Day Case Rate (per 100K)	983
Percent Positive over last 2 weeks	24.5%
Total Hospitalizations	388
Total Deaths	127
COVID-19 Vaccine	
Vaccines Administered	29,360
Vaccines Administered per 100K	126,073
One Dose:	12,428 (53% residents)
Fully Vaccinated:	11,621 (50% residents)



White County

COVID-19 Cases	
Total Positive Cases	6,159
14 Day Case Rate (per 100K)	888
Percent Positive over last 2 weeks	28.1%
Total Hospitalizations	445
Total Deaths	132
COVID-19 Vaccine	
Vaccines Administered	28,504
Vaccines Administered per 100K	96,659
One Dose:	12,347 (42% residents)
Fully Vaccinated:	11,446 (39% residents)



EPI SUMMARY: Data source Georgia DPH and SendSS. Cases include all confirmed and probable cases. Population data source Oasis, 2019. Time frame as of 11/06/2020 to 2/10/2022. Vaccines introduced 12/19/2020 – decline noted in cases after vaccine implementation. Vaccine data includes number of vaccines administered in each county in District 2 and vaccines administered per 100,000 (of the total

county population). Vaccine data also shows number of one dose received and percentage of residents as well as 2 doses received, and percentage of residents vaccinated.

*Graph above shows weekly changes in COVID cases. The case rate reported in the graph is approximately half of the 14-day case rate.

*Vaccine graph shows percentage of individuals vaccinated by age group.

Date: February 14, 2022

Georgia Flu Surveillance Update: Week 05 (Ending February 05, 2022)

As of week 05, Georgia flu activity is minimal= 2 (on the scale of 1-13). Activity levels are based on the percent of outpatient visits in Georgia due to Influenza-like illness during this timeframe.

For the corresponding week, the percentage of outpatient visits for Influenza-like Illness was 2.2%, the number of influenza-associated death was 0; the number of Metro Area Influenza Hospitalizations was 3; and reported Influenza Outbreak was 1.

Getting the flu shot is the best thing you can do to protect yourself and others.

District 2 health departments have flu vaccines available. Please contact your local health department for information on how to get your Flu vaccine at http://phdistrict2.org/?page_id=597.

To learn more about how to protect yourself against flu, visit DPH website at <https://dph.georgia.gov/epidemiology/influenza/seasonal-flu-influenza> and CDC website at <https://www.cdc.gov/flu/>