



# District 2 Public Health

Zachary Taylor, M.D., M.S., Health Director

1280 Athens Street • Gainesville, Georgia 30507

PH: 770-535-5743 • FAX: 770-535-5958 • [www.phdistrict2.org](http://www.phdistrict2.org)

Banks, Dawson, Forsyth, Franklin, Habersham, Hall, Hart, Lumpkin, Rabun, Stephens, Towns, Union and White Counties

Date: February 7, 2022

District 2 Epidemiology Department

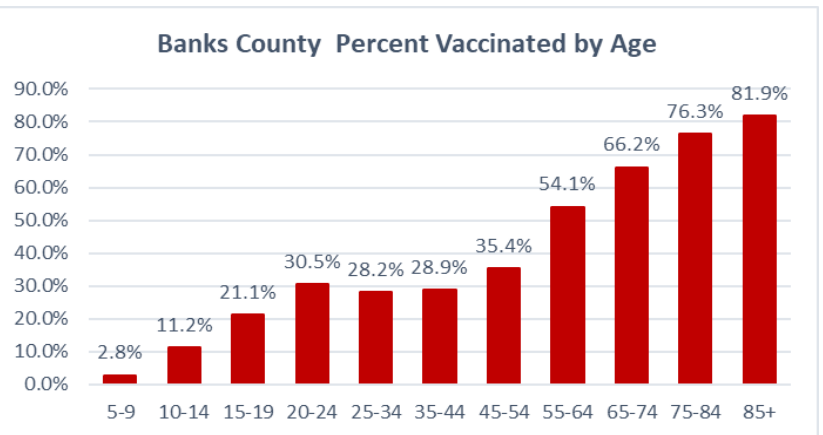
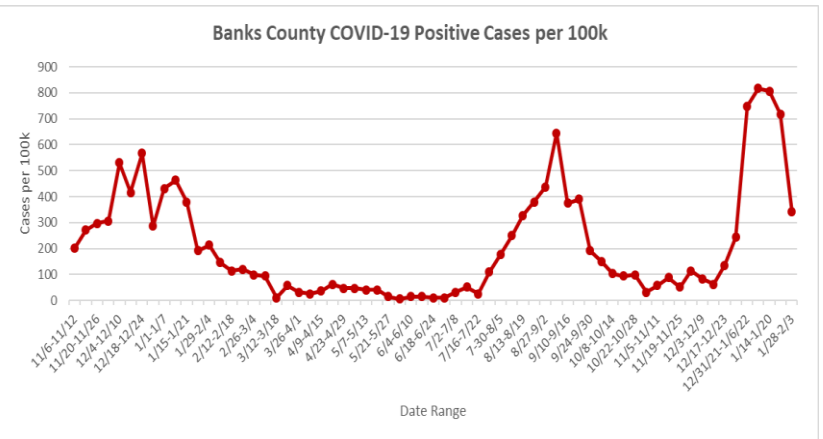
Marie Brown, MPH

Notifiable Disease Coordinator/ Epi lead

[marie.brown@dph.ga.gov](mailto:marie.brown@dph.ga.gov) • PH: 770-519-7661

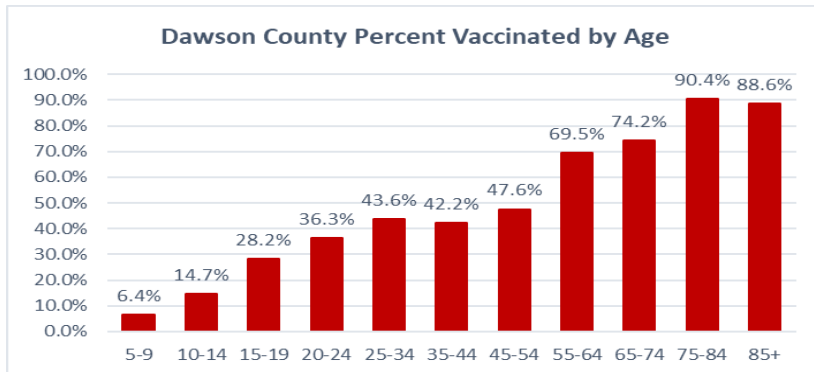
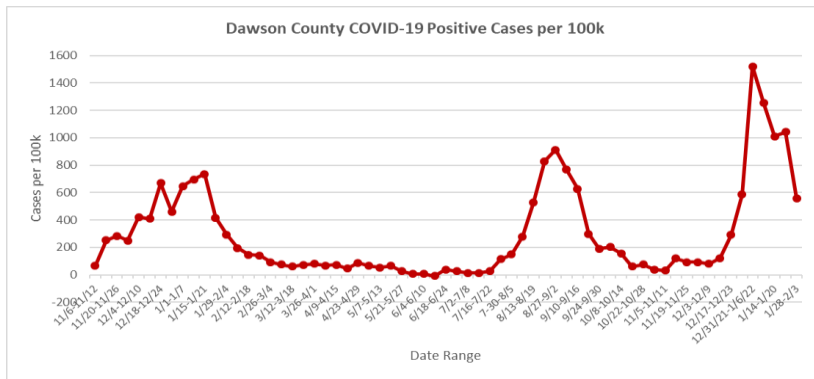
## Banks County

COVID-19 Cases	
Total Positive Cases	3,253
14 Day Case Rate (per 100K)	966
Percent Positive over last 2 weeks	35.5%
Total Hospitalizations	311
Total Deaths	70
COVID-19 Vaccine	
Vaccines Administered	14,325
Vaccines Administered per 100K	76,571
One Dose:	6,515 (35% residents)
Fully Vaccinated:	5,933 (32% residents)



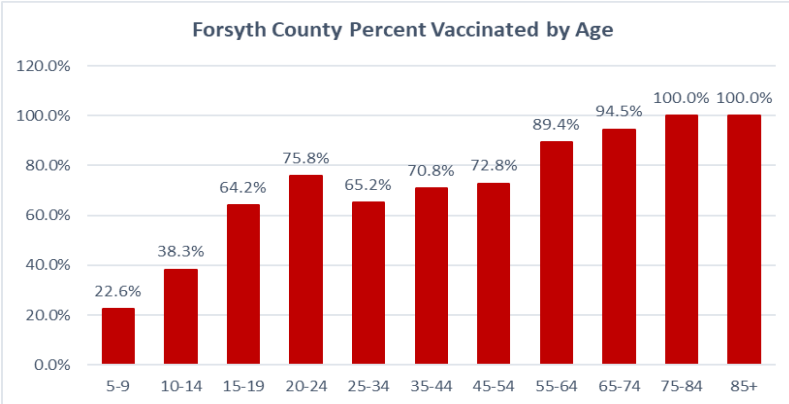
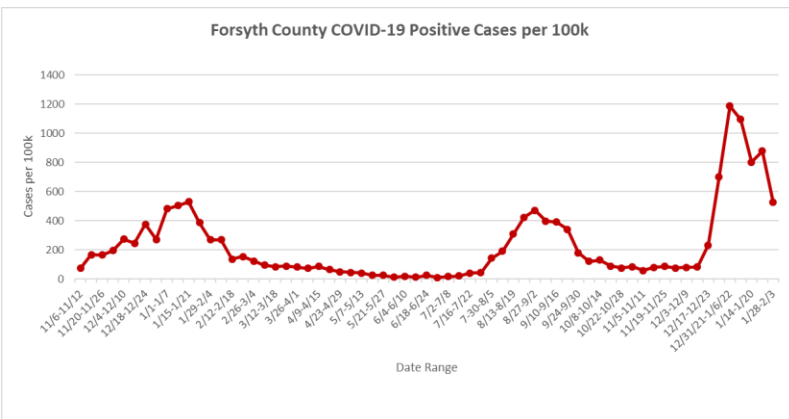
## Dawson County

COVID-19 Cases	
Total Positive Cases	5,962
14 Day Case Rate (per 100K)	1,414
Percent Positive over last 2 weeks	29.4%
Total Hospitalizations	373
Total Deaths	88
COVID-19 Vaccine	
Vaccines Administered	25,321
Vaccines Administered per 100K	103,199
One Dose:	11,235 (46% residents)
Fully Vaccinated:	10,369 (42% residents)



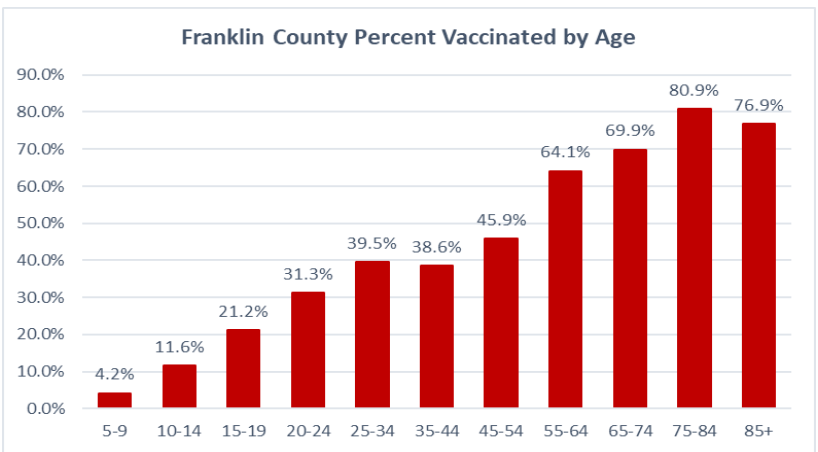
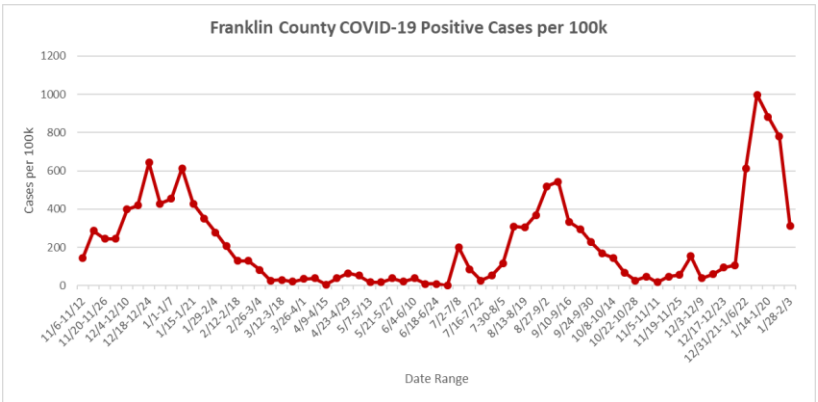
## Forsyth County

COVID-19 Cases	
Total Positive Cases	41,447
14 Day Case Rate (per 100K)	1,183
Percent Positive over last 2 weeks	28.1%
Total Hospitalizations	1,432
Total Deaths	313
COVID-19 Vaccine	
Vaccines Administered	331,187
Vaccines Administered per 100K	145,013
One Dose:	142,180 (62% residents)
Fully Vaccinated:	132,725 (58% residents)



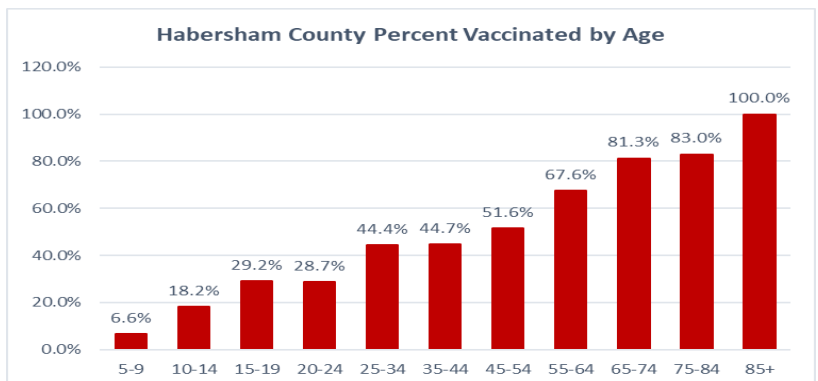
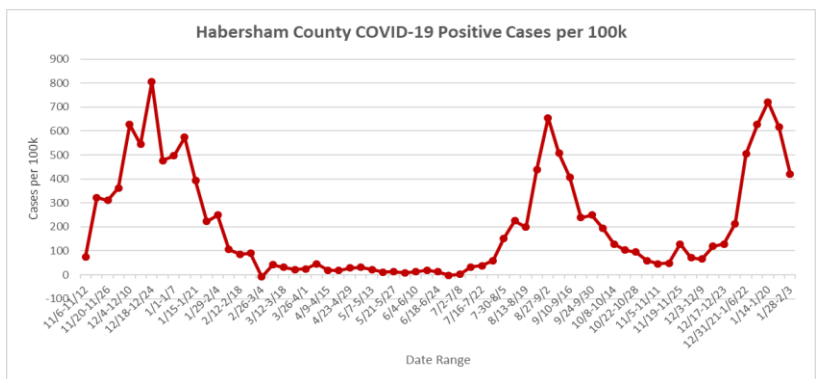
## Franklin County

COVID-19 Cases	
Total Positive Cases	4,268
14 Day Case Rate (per 100K)	994
Percent Positive over last 2 weeks	29.1%
Total Hospitalizations	245
Total Deaths	72
COVID-19 Vaccine	
Vaccines Administered	20,962
Vaccines Administered per 100K	92,075
One Dose:	9,491 (42% residents)
Fully Vaccinated:	8,664 (38% residents)



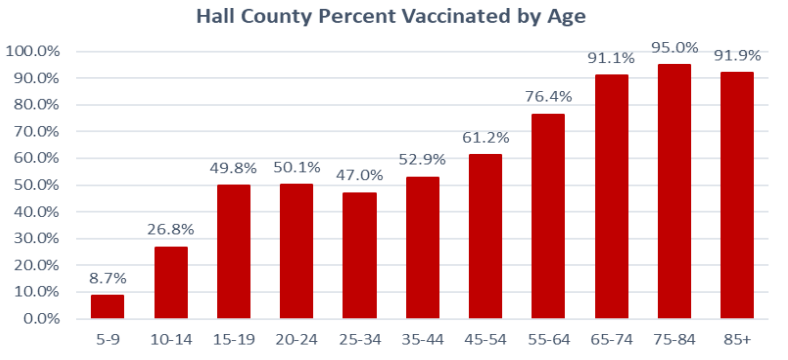
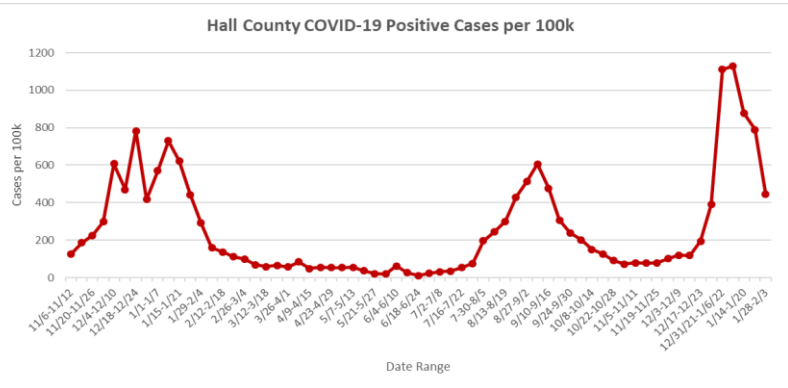
## Habersham County

COVID-19 Cases	
Total Positive Cases	8,179
14 Day Case Rate (per 100K)	1,107
Percent Positive over last 2 weeks	34.5%
Total Hospitalizations	675
Total Deaths	215
COVID-19 Vaccine	
Vaccines Administered	45,407
Vaccines Administered per 100K	101,750
One Dose:	20,578 (46% residents)
Fully Vaccinated:	18,849 (42% residents)



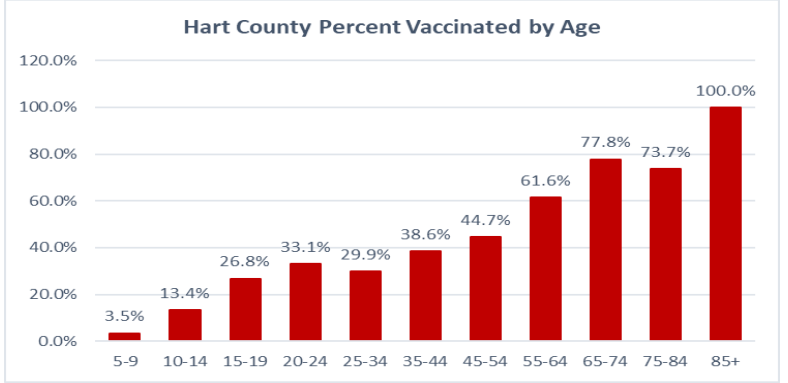
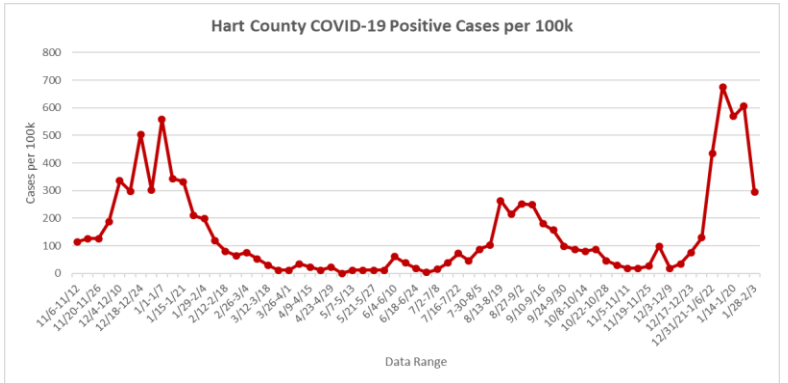
## Hall County

COVID-19 Cases	
Total Positive Cases	45,468
14 Day Case Rate (per 100K)	1,103
Percent Positive over last 2 weeks	29.7%
Total Hospitalizations	3,374
Total Deaths	701
COVID-19 Vaccine	
Vaccines Administered	227,640
Vaccines Administered per 100K	114,583
One Dose:	102,717 (52% residents)
Fully Vaccinated:	94,180 (47% residents)



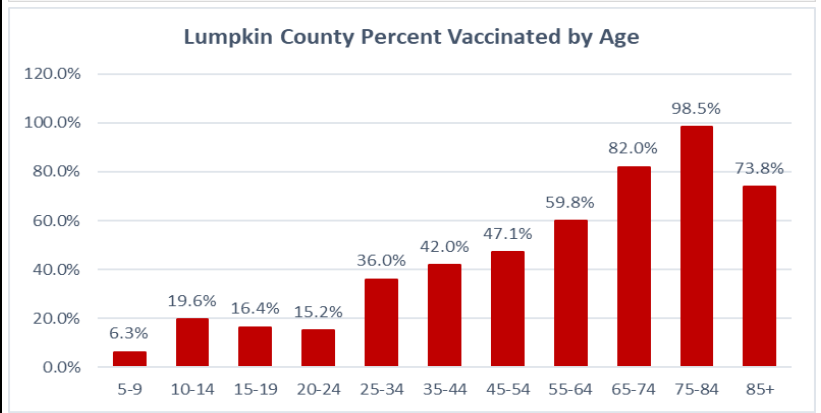
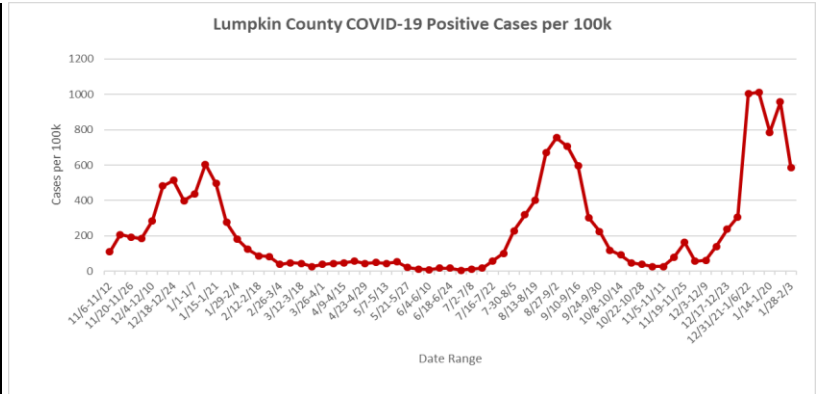
## Hart County

COVID-19 Cases	
Total Positive Cases	3,106
14 Day Case Rate (per 100K)	835
Percent Positive over last 2 weeks	29%
Total Hospitalizations	187
Total Deaths	51
COVID-19 Vaccine	
Vaccines Administered	25,130
Vaccines Administered per 100K	97,505
One Dose:	11,140 (43% residents)
Fully Vaccinated:	10,199 (40% residents)



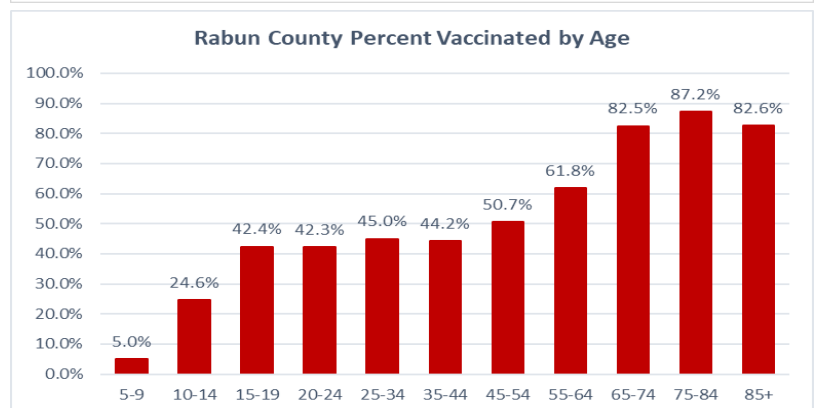
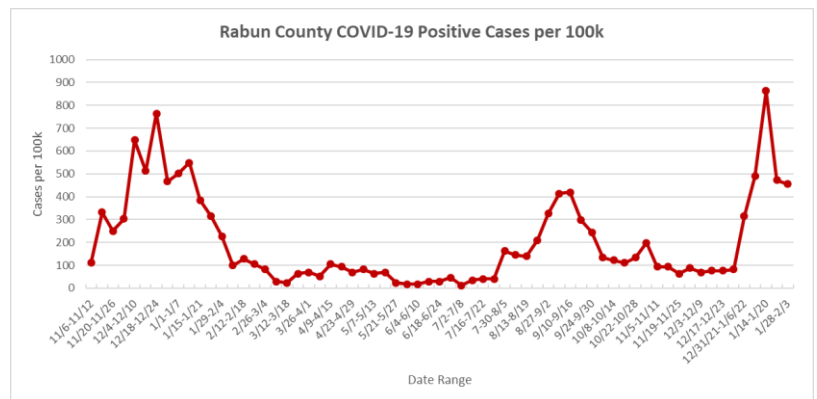
## Lumpkin County

COVID-19 Cases	
Total Positive Cases	6,312
14 Day Case Rate (per 100K)	1,482
Percent Positive over last 2 weeks	35.9%
Total Hospitalizations	453
Total Deaths	96
COVID-19 Vaccine	
Vaccines Administered	29,717
Vaccines Administered per 100K	91,713
One Dose:	13,045 (40% residents)
Fully Vaccinated:	12,051 (37% residents)



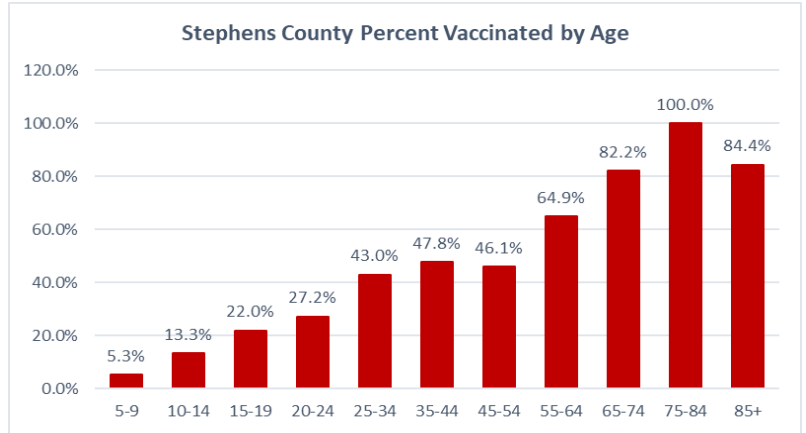
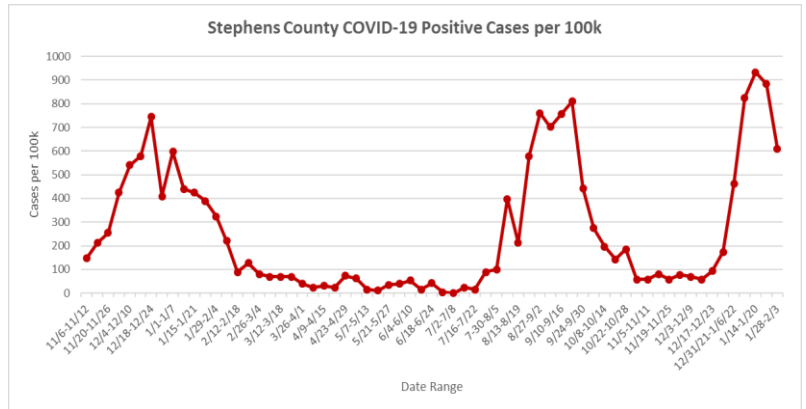
## Rabun County

COVID-19 Cases	
Total Positive Cases	2,704
14 Day Case Rate (per 100K)	889
Percent Positive over last 2 weeks	26.3%
Total Hospitalizations	239
Total Deaths	72
COVID-19 Vaccine	
Vaccines Administered	20,640
Vaccines Administered per 100K	124,001
One Dose:	8,810 (53% residents)
Fully Vaccinated:	8,134 (49% residents)



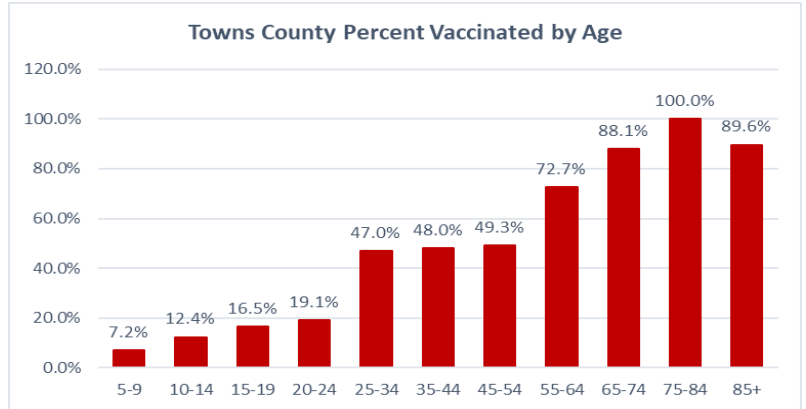
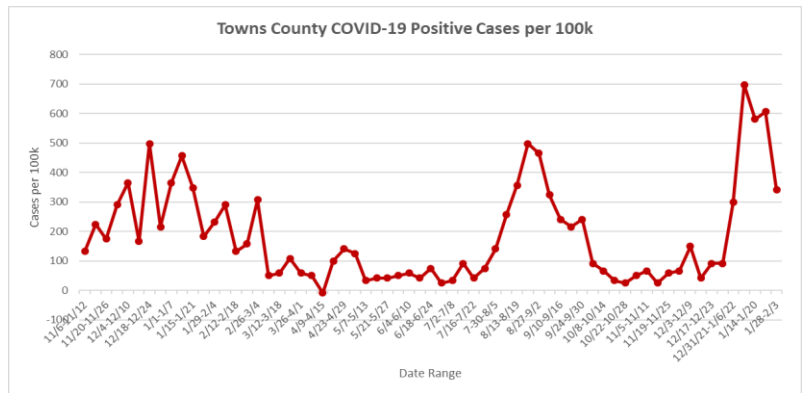
## Stephens County

COVID-19 Cases	
Total Positive Cases	5,714
14 Day Case Rate (per 100K)	1,462
Percent Positive over last 2 weeks	38.4%
Total Hospitalizations	375
Total Deaths	119
COVID-19 Vaccine	
Vaccines Administered	27,051
Vaccines Administered per 100K	105,052
One Dose:	11,965 (46% residents)
Fully Vaccinated:	10,995 (43% residents)



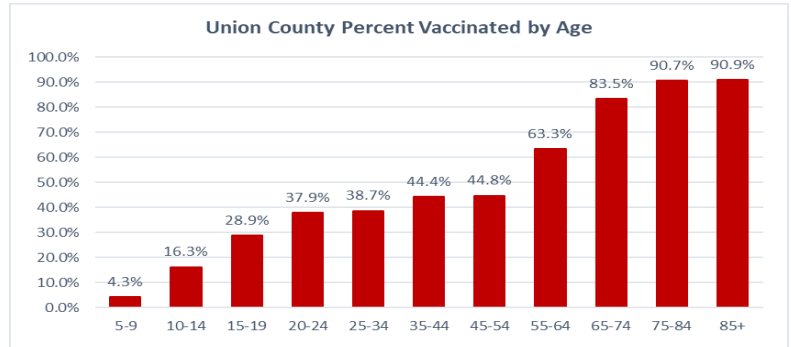
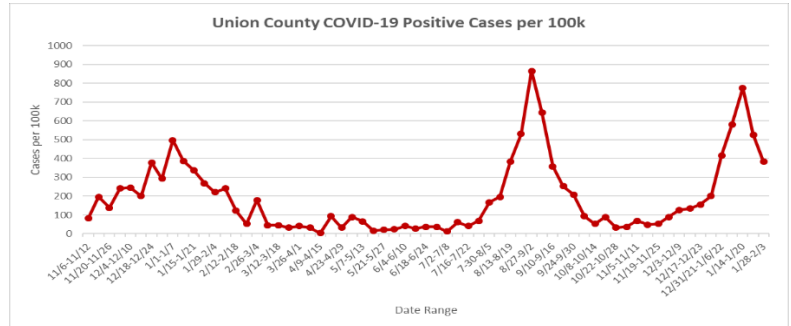
## Towns County

COVID-19 Cases	
Total Positive Cases	1,952
14 Day Case Rate (per 100K)	1,114
Percent Positive over last 2 weeks	36.1%
Total Hospitalizations	197
Total Deaths	75
COVID-19 Vaccine	
Vaccines Administered	15,708
Vaccines Administered per 100K	135,215
One Dose:	6,582 (57% residents)
Fully Vaccinated:	6,108 (53% residents)



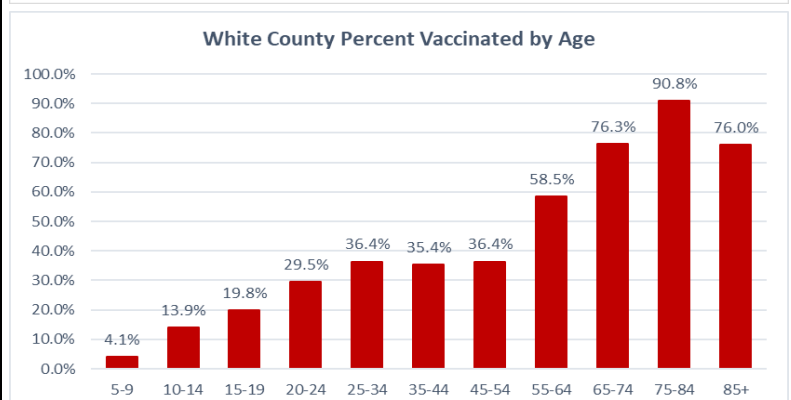
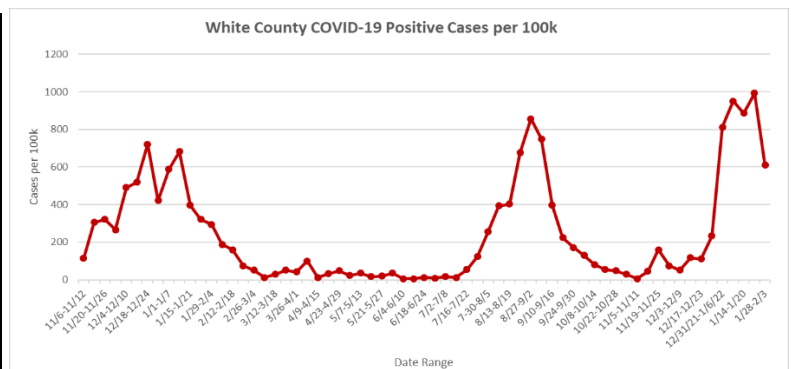
## Union County

COVID-19 Cases	
Total Positive Cases	4,078
14 Day Case Rate (per 100K)	1,062
Percent Positive over last 2 weeks	32.9%
Total Hospitalizations	383
Total Deaths	126
COVID-19 Vaccine	
Vaccines Administered	29,296
Vaccines Administered per 100K	125,798
One Dose:	12,420 (53% residents)
Fully Vaccinated:	11,613 (50% residents)



## White County

COVID-19 Cases	
Total Positive Cases	6,068
14 Day Case Rate (per 100K)	1,474
Percent Positive over last 2 weeks	38.4%
Total Hospitalizations	440
Total Deaths	130
COVID-19 Vaccine	
Vaccines Administered	28,406
Vaccines Administered per 100K	96,327
One Dose:	12,324 (42% residents)
Fully Vaccinated:	11,422 (39% residents)



EPI SUMMARY: Data source Georgia DPH and SendSS. Cases include all confirmed and probable cases. Population data source Oasis, 2019. Time frame as of 11/06/2020 to 2/3/2022. Vaccines introduced 12/19/2020 – decline noted in cases after vaccine implementation. Vaccine data includes number of vaccines administered in each county in District 2 and vaccines administered per 100,000 (of the total

county population). Vaccine data also shows number of one dose received and percentage of residents as well as 2 doses received, and percentage of residents vaccinated.

\*Graph above shows weekly changes in COVID cases. The case rate reported in the graph is approximately half of the 14-day case rate.

\*Vaccine graph shows percentage of individuals vaccinated by age group.

Date: February 7, 2022

## Georgia Flu Surveillance Update: Week 04 (Ending January 29, 2022)

As of week 04, Georgia flu activity is minimal= 3 (on the scale of 1-13). Activity levels are based on the percent of outpatient visits in Georgia due to Influenza-like illness during this timeframe.

For the corresponding week, the percentage of outpatient visits for Influenza-like Illness was 2.7%, the number of influenza-associated death was 0; the number of Metro Area Influenza Hospitalizations was 3; and reported Influenza Outbreak was 0.

### **Getting the flu shot is the best thing you can do to protect yourself and others.**

District 2 health departments have flu vaccines available. Please contact your local health department for information on how to get your Flu vaccine at [http://phdistrict2.org/?page\\_id=597](http://phdistrict2.org/?page_id=597).

To learn more about how to protect yourself against flu, visit DPH website at <https://dph.georgia.gov/epidemiology/influenza/seasonal-flu-influenza> and CDC website at <https://www.cdc.gov/flu/>